


POOLIMEX

OUTDOOR EQUIPMENTS

POOLIMEX
OUTDOOR EQUIPMENTS



POOLIMEX
OUTDOOR EQUIPMENTS




**OUTDOOR
EQUIPMENTS**




— X

QUALITY






 **DESDE NUESTROS ALMACENES EN ESPAÑA, HACEMOS ENTREGAS EN TODO EL MUNDO.**

 **FROM OUR WAREHOUSES IN SPAIN, WE DELIVER ALL OVER THE WORLD.**

 **DEPUIS NOS ENTREPÔTS EN ESPAGNE, NOUS LIVRONS DANS LE MONDE ENTIER.**

 **DAI NOSTRI MAGAZZINI IN SPAGNA, CONSEGNIAMO IN TUTTO IL MONDO.**

 **A PARTIR DOS NOSSOS ARMAZÉNS EM ESPANHA, FAZEMOS ENTREGAS EM TODO O MUNDO.**

POOL SHOWER FAUCETS

POOL series

GPP001/AC Pag: 005-010	GPP001/ANG Pag: 011-016	GPP001/AAO Pag: 017-022	GPP001/ACL Pag: 023-028	GPP001/AMK Pag: 029-034	GPP001/AGCB Pag: 035-040
---------------------------	----------------------------	----------------------------	----------------------------	----------------------------	-----------------------------



ALASKA series

GPA002/AC Pag: 041-046	GPA002/ANG Pag: 047-052
---------------------------	----------------------------



DAKOTA series

GPD003/AC Pag: 053-058	GPD003/ANG Pag: 059-064
---------------------------	----------------------------



COLORADO series

GPC004/AC Pag: 065-070



TEXAS series

GPT005/AC Pag: 071-076	GPT005/ANG Pag: 077-082
---------------------------	----------------------------



OREGON series

GPO006/AC Pag: 083-088	GPO006/ANG Pag: 089-094
---------------------------	----------------------------



MICHIGAN series

GPM007/AC Pag: 095-100	GPM007/ANG Pag: 101-106
---------------------------	----------------------------



FLORIDA series

GPF008/AC Pag: 107-112	GPF008/ANG Pag: 113-118
---------------------------	----------------------------



NEVADA series

GPN009/AC Pag: 119-124	GPN009/ANG Pag: 125-130
---------------------------	----------------------------



UTAH series

GPU010/AC Pag: 131-136	GPU010/ANG Pag: 137-142	GPU010/AAO Pag: 143-148	GPU010/ACL Pag: 149-154	GPU010/AMK Pag: 155-160	GPU010/AGCB Pag: 161-166
---------------------------	----------------------------	----------------------------	----------------------------	----------------------------	-----------------------------



OKLAHOMA series

GPO011/AC Pag: 167-172	GPO011/ANG Pag: 173-178
---------------------------	----------------------------



KANSAS series

GPK012/AC Pag: 179-184	GPK012/ANG Pag: 185-190
---------------------------	----------------------------



POOL SHOWER FAUCETS

WATERFALLS

NIAGARA series

GPN013/AC Pag: 191-196	GPN013/ANG Pag: 197-202	GPN013/AAO Pag: 203-208	GPN013/ACL Pag: 209-214	GPN013/AMK Pag: 215-220	GPN013/AGCB Pag: 221-226
---------------------------	----------------------------	----------------------------	----------------------------	----------------------------	-----------------------------




NIAGARA series

CPN001/AC Pag: 281-286	CPN001/ANG Pag: 287-292	CPN001/AAO Pag: 293-298	CPN001/ACL Pag: 299-304	CPN001/AMK Pag: 305-310	CPN001/AGCB Pag: 311-316
---------------------------	----------------------------	----------------------------	----------------------------	----------------------------	-----------------------------



ALABAMA series

GPA014/AC Pag: 227-232	GPA014/ANG Pag: 233-238	GPS016AC Pag: 239-244	GPS016ANG Pag: 245-250
---------------------------	----------------------------	--------------------------	---------------------------



SENSE series

NIAGARA series

CPN002/AC Pag: 317-322	CPN002/ANG Pag: 323-328	CPN002/AAO Pag: 329-334	CPN002/ACL Pag: 335-340	CPN002/AMK Pag: 341-346	CPN002/AGCB Pag: 347-352
---------------------------	----------------------------	----------------------------	----------------------------	----------------------------	-----------------------------



PHOENIX series

GPP015/AC Pag: 251-256	GPP015/AAO Pag: 257-262	GPP015/ACL Pag: 263-268	GPP015/AMK Pag: 269-274	GPP015/AGCB Pag: 275-280
---------------------------	----------------------------	----------------------------	----------------------------	-----------------------------



IGUAZU series

CPI003/AC Pag: 353-358	CPI003/ANG Pag: 359-364
---------------------------	----------------------------



POOLIMEX ICONS

				
 AGUA FRÍA	 AGUA FRÍA Y CALIENTE	 SALIDA EFECTO CASCADA	 SALIDA DE AGUA INFERIOR	 TEMPORIZADA 15"
 COLD WATER	 COLD AND HOT WATER	 WATERFALL OUTLET	 LOWER WATER OUTLET	 TIMED 15"
 EAU FROIDE	 EAU FROIDE ET CHAUDE	 SORTIE EFFET CASCADE	 SORTIE INFERIEURE	 TEMPORISE 15"
 ACQUA FREDDA	 ACQUA FREDDA E CALDA	 USCITA CON EFFETTO CASCATA	 USCITA D'ACQUA INFERIORE	 TEMPORIZZATO 15"
 ÁGUA FRIA	 ÁGUA FRIA E QUENTE	 SAÍDA EFEITO CASCATA	 SAÍDA DE ÁGUA INFERIOR	 TEMPORIZADA 15"



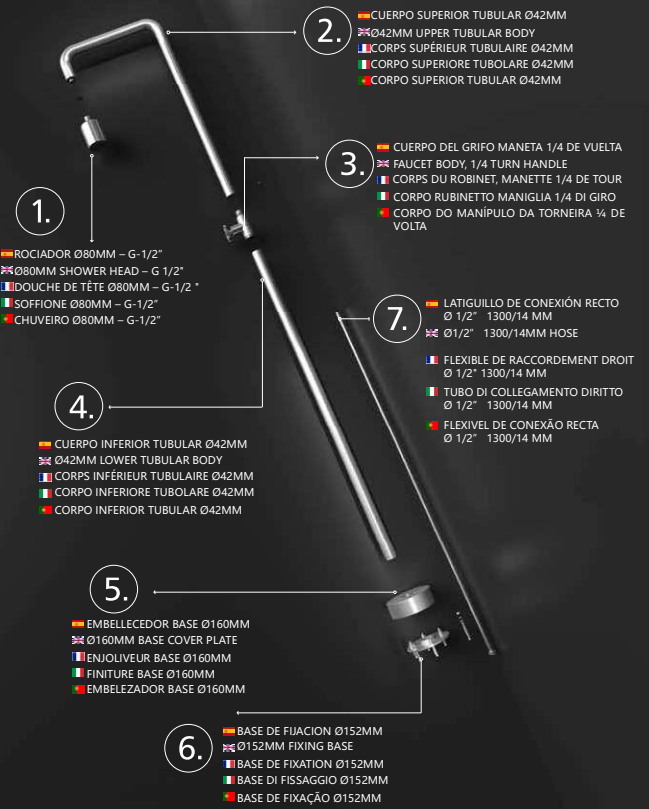
POOL

GPP001/AC

POOL SERIES

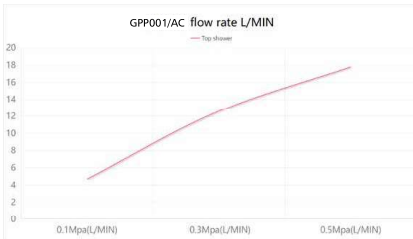


POOL SERIES

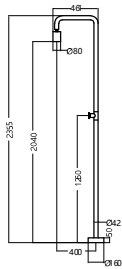


FLOW RATE REF GPP001/AC

TOP SHOWER 0.1MPa(L/MIN)	4.7
TOP SHOWER 0.3MPa(L/MIN)	12.6
TOP SHOWER 0.5MPa(L/MIN)	17.8



PRODUCT SIZE(CM)	126.5*53.7*10.7
WEIGHT(KG)	8.3
GUARANTEE	10 YEARS
MAX. PRESSURE(BAR)	8
MIN. PRESSURE(BAR)	1
OPTIMUM PRESSURE(BAR)	3-4
MAX. TEMPERATURE	55°C
MIN. TEMPERATURE	0°C



COD.: 00324



GPP001/AC
GRIFERÍA DE PISCINA POOL ACERO S.316



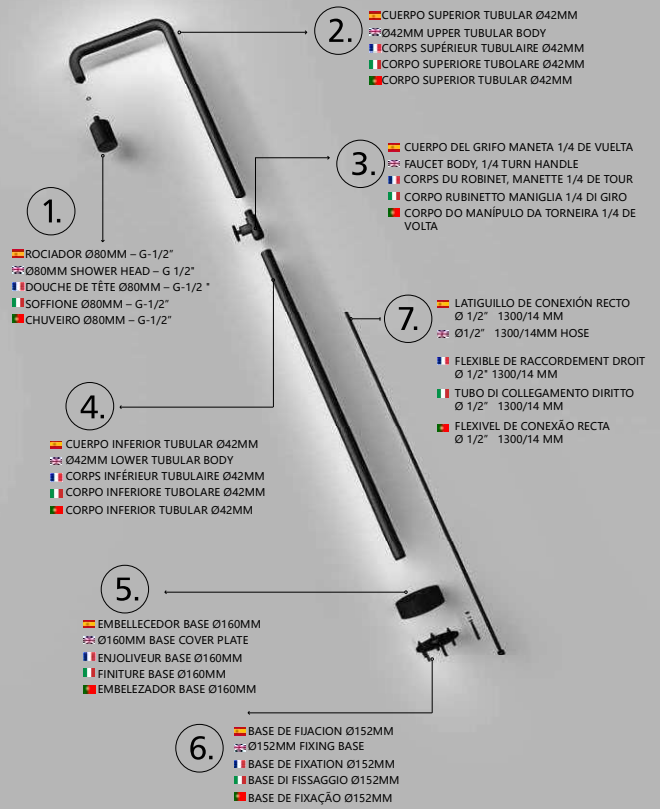
POOL

GPP001/ANG

POOL SERIES

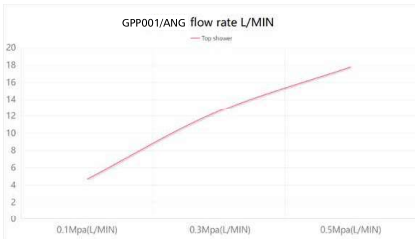


POOL SERIES

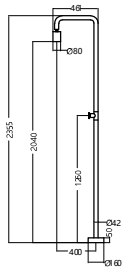


FLOW RATE REF GPP001/ANG

TOP SHOWER 0.1MPa(L/MIN)	4.7
TOP SHOWER 0.3MPa(L/MIN)	12.6
TOP SHOWER 0.5MPa(L/MIN)	17.8



PRODUCT SIZE(CM)	126.5*53.7*10.7
WEIGHT(KG)	8.3
GUARANTEE	10 YEARS
MAX.PRESSURE(BAR)	8
MIN.PRESSURE(BAR)	1
OPTIMUM PRESSURE(BAR)	3-4
MAX.TEMPERATURE	55°C
MIN.TEMPERATURE	0°C



COD.: 00382



GPP001/ANG
GRIFERÍA DE PISCINA POOL ACERO S.316
NEGRO MATE



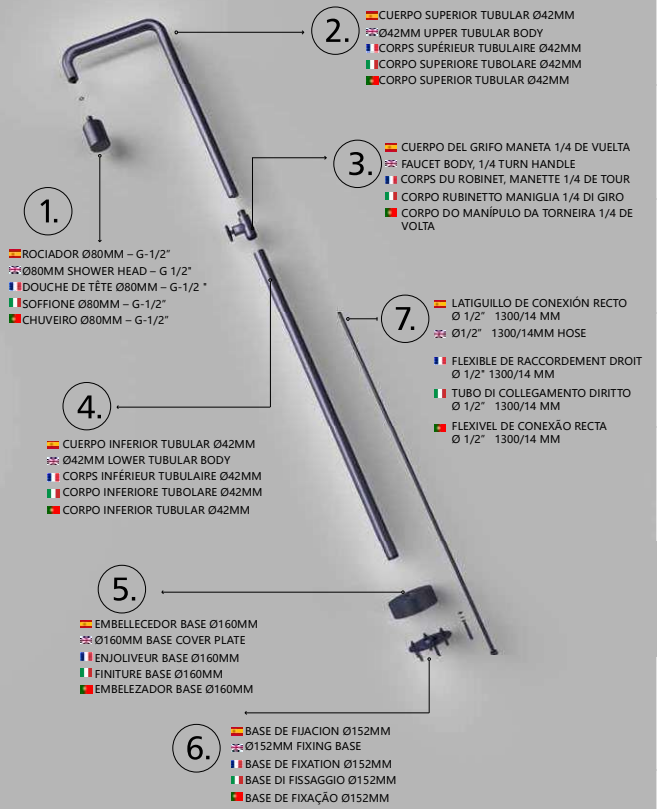
POOL

GPP001/AAO

POOL SERIES

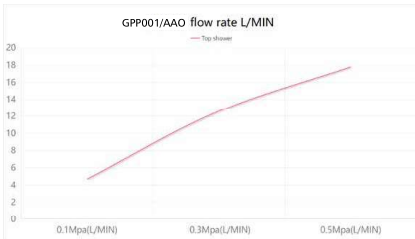


POOL SERIES

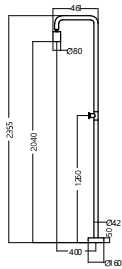


FLOW RATE REF GPP001/AAO

TOP SHOWER 0.1MPa(L/MIN)	4.7
TOP SHOWER 0.3MPa(L/MIN)	12.6
TOP SHOWER 0.5MPa(L/MIN)	17.8



PRODUCT SIZE(CM)	126.5*53.7*10.7
WEIGHT(KG)	8.3
GUARANTEE	10 YEARS
MAX. PRESSURE(BAR)	8
MIN. PRESSURE(BAR)	1
OPTIMUM PRESSURE(BAR)	3-4
MAX. TEMPERATURE	55°C
MIN. TEMPERATURE	0°C



COD.: 00382




GPP001/AAO
GRIFERÍA DE PISCINA POOL ACERO S.316
AZUL OCEANO



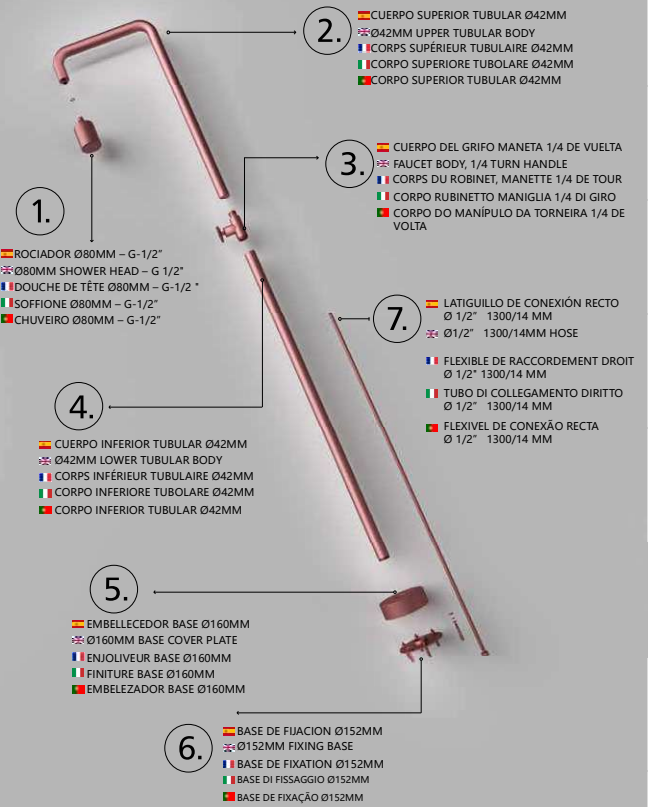
POOL

GPP001/ACL

POOL SERIES



POOL SERIES

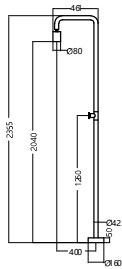


FLOW RATE REF GPP001/ACL

TOP SHOWER 0.1MPa(L/MIN)	4.7
TOP SHOWER 0.3MPa(L/MIN)	12.6
TOP SHOWER 0.5MPa(L/MIN)	17.8



PRODUCT SIZE(CM)	126.5*53.7*10.7
WEIGHT(KG)	8.3
GUARANTEE	10 YEARS
MAX. PRESSURE(BAR)	8
MIN. PRESSURE(BAR)	1
OPTIMUM PRESSURE(BAR)	3-4
MAX. TEMPERATURE	55°C
MIN. TEMPERATURE	0°C



COD.: 00382




GPP001/ACL
GRIFERÍA DE PISCINA POOL ACERO S.316
ROSA CORAL



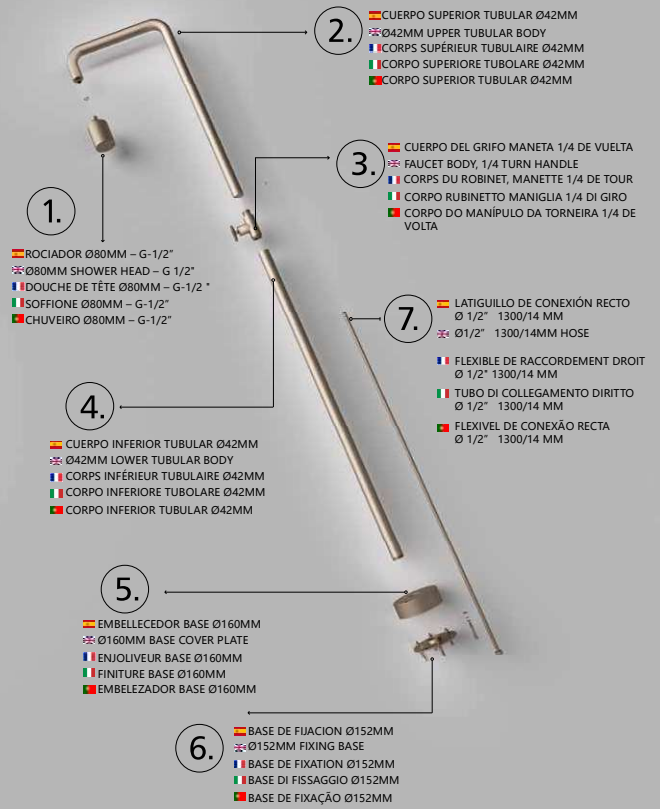
POOL

GPP001/AMK

POOL SERIES

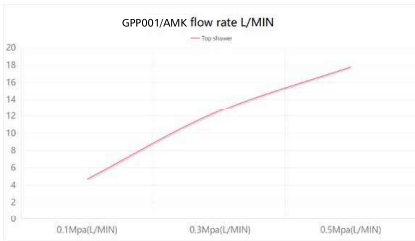


POOL SERIES

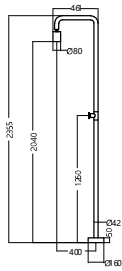


FLOW RATE REF GPP001/AMK

TOP SHOWER 0.1MPa(L/MIN)	4.7
TOP SHOWER 0.3MPa(L/MIN)	12.6
TOP SHOWER 0.5MPa(L/MIN)	17.8



PRODUCT SIZE(CM)	126.5*53.7*10.7
WEIGHT(KG)	8.3
GUARANTEE	10 YEARS
MAX. PRESSURE(BAR)	8
MIN. PRESSURE(BAR)	1
OPTIMUM PRESSURE(BAR)	3-4
MAX. TEMPERATURE	55°C
MIN. TEMPERATURE	0°C



COD.: 00382



GPP001/AMK
GRIFERÍA DE PISCINA POOL ACERO S.316
MOKA



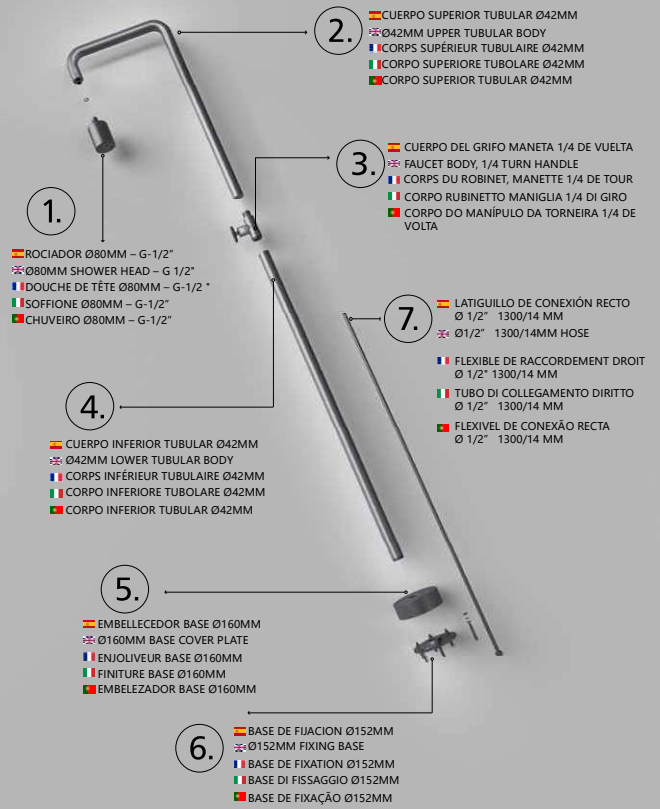
POOL

GPP001/AGCB

POOL SERIES

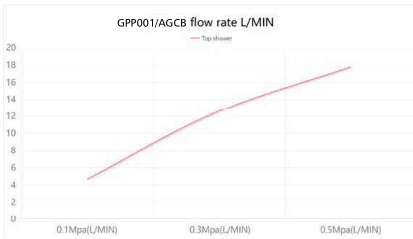



POOL SERIES

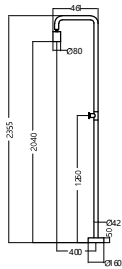


FLOW RATE REF GPP001/AGCB

TOP SHOWER 0.1MPa(L/MIN)	4.7
TOP SHOWER 0.3MPa(L/MIN)	12.6
TOP SHOWER 0.5MPa(L/MIN)	17.8




PRODUCT SIZE(CM)	126.5*53.7*10.7
WEIGHT(KG)	8.3
GUARANTEE	10 YEARS
MAX. PRESSURE(BAR)	8
MIN. PRESSURE(BAR)	1
OPTIMUM PRESSURE(BAR)	3-4
MAX. TEMPERATURE	55°C
MIN. TEMPERATURE	0°C



COD.: 00382



GPP001/AGCB
GRIFERÍA DE PISCINA POOL ACERO S.316
GRIS COBALTO



ALASKA

GPA002/AC

ALASKA SERIES

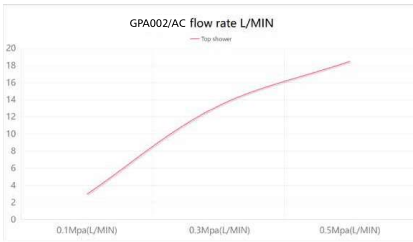


ALASKA SERIES


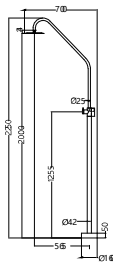


FLOW RATE REF GPA002/AC

TOP SHOWER 0.1MPA(L/MIN)	4.9
TOP SHOWER 0.3MPA(L/MIN)	13.3
TOP SHOWER 0.5MPA(L/MIN)	18.5




PRODUCT SIZE(CM)	26.5*53.7*10.7
WEIGHT(KG)	7.7
GUARANTEE	10 YEARS
MAX.PRESSURE(BAR)	8
MIN.PRESSURE(BAR)	1
OPTIMUM PRESSURE(BAR)	3-4
MAX.TEMPERATURE	55°C
MIN.TEMPERATURE	0°C



COD.: 00320




GPA002/AC
GRIFERÍA DE PISCINA ALASKA ACERO S.316



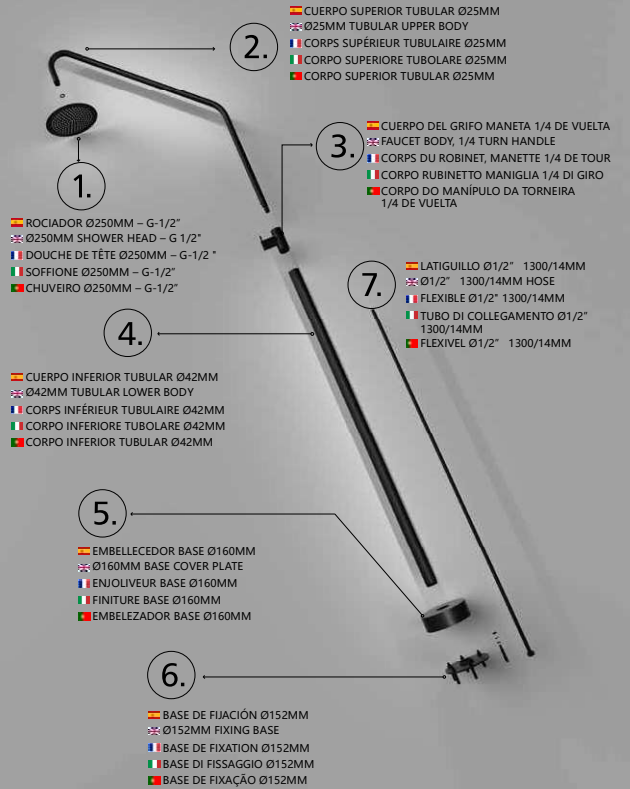
ALASKA

GPA002/ANG

ALASKA SERIES

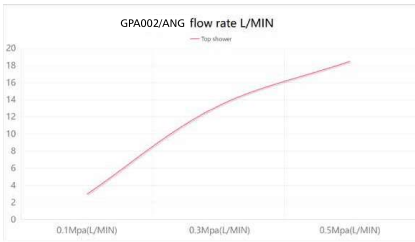


ALASKA SERIES

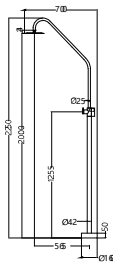


FLOW RATE REF GPA002/ANG

TOP SHOWER 0.1MPA(L/MIN)	4.9
TOP SHOWER 0.3MPA(L/MIN)	13.3
TOP SHOWER 0.5MPA(L/MIN)	18.5




PRODUCT SIZE(CM)	26.5*53.7*10.7
WEIGHT(KG)	7.7
GUARANTEE	10 YEARS
MAX.PRESSURE(BAR)	8
MIN.PRESSURE(BAR)	1
OPTIMUM PRESSURE(BAR)	3-4
MAX.TEMPERATURE	55°C
MIN.TEMPERATURE	0°C



COD.: 00369



GPA002/ANG
GRIFERÍA DE PISCINA ALASKA ACERO S.316
NEGRO MATE



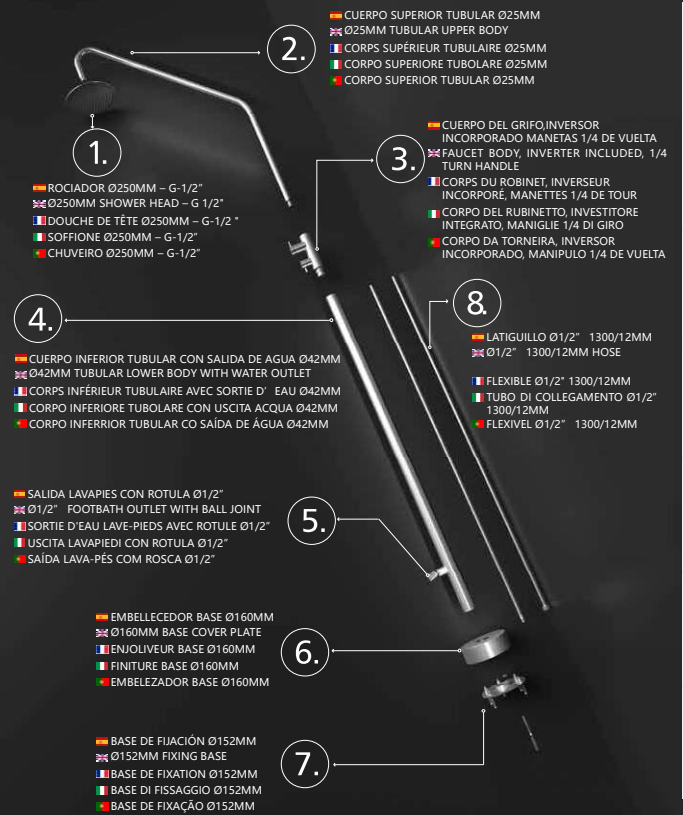
DAKOTA

GPD003/AC

DAKOTA SERIES

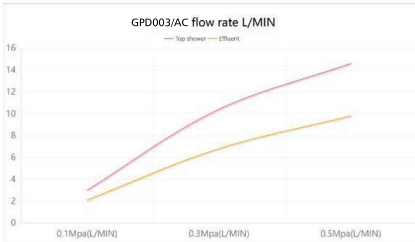


DAKOTA SERIES

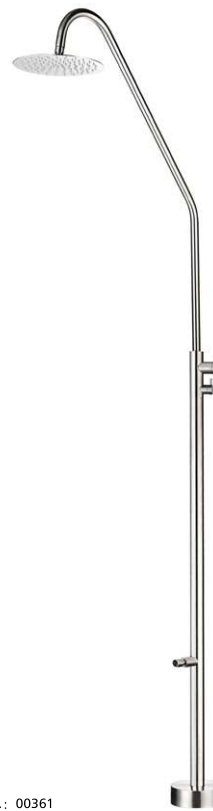
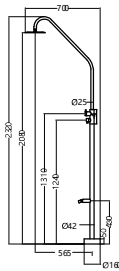


FLOW RATE REF GPD003/AC

TOP SHOWER 0.1MPa(L/MIN)	3	EFFLUENT 0.1MPa(L/MIN)	2.1
TOP SHOWER 0.3MPa(L/MIN)	10.4	EFFLUENT 0.3MPa(L/MIN)	6.8
TOP SHOWER 0.5MPa(L/MIN)	14.6	EFFLUENT 0.5MPa(L/MIN)	9.8




PRODUCT SIZE(CM)	126.5*53.7*10.7
WEIGHT(KG)	9.1
GUARANTEE	10 YEARS
MAX.PRESSURE(BAR)	8
MIN.PRESSURE(BAR)	1
OPTIMUM PRESSURE(BAR)	3-4
MAX.MAX.TEMPERATURE	55°C
MIN.TEMPERATURE	0°C



COD.: 00361



GPD003/AC
GRIFERÍA DE PISCINA DAKOTA ACERO S.316



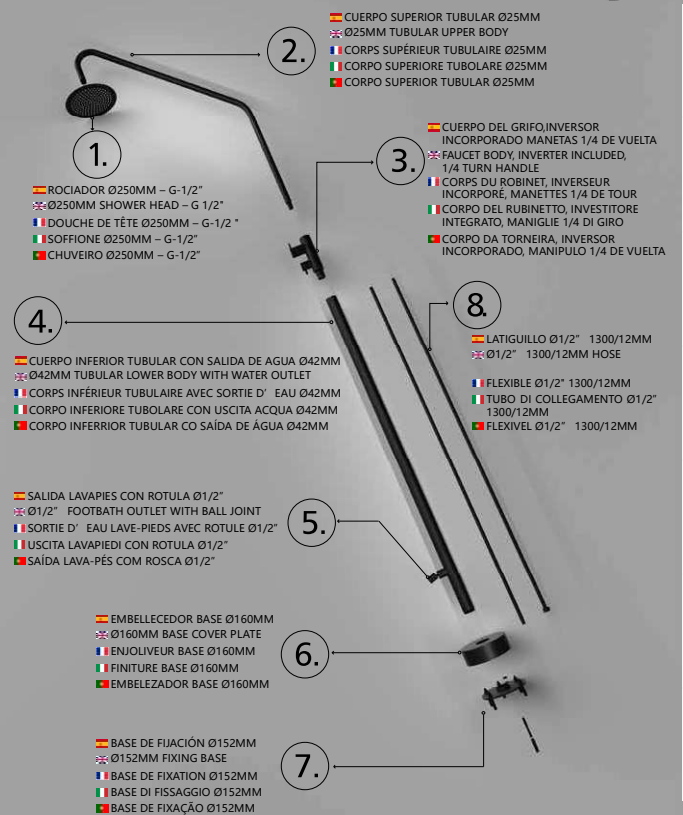
DAKOTA

GPD003/ANG

DAKOTA SERIES

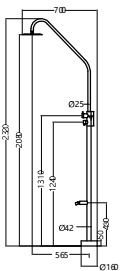
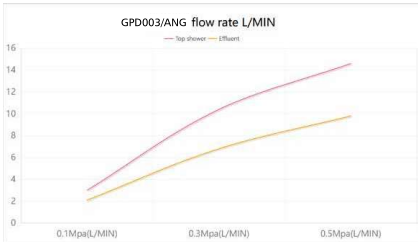


DAKOTA SERIES



FLOW RATE REF **GPD003/ANG**

TOP SHOWER 0.1MPa(L/MIN)	3	EFFLUENT 0.1MPa(L/MIN)	2.1
TOP SHOWER 0.3MPa(L/MIN)	10.4	EFFLUENT 0.3MPa(L/MIN)	6.8
TOP SHOWER 0.5MPa(L/MIN)	14.6	EFFLUENT 0.5MPa(L/MIN)	9.8



PRODUCT SIZE(CM)	126.5*53.7*10.7
WEIGHT(KG)	9.1
GUARANTEE	10 YEARS
MAX.PRESSURE(BAR)	8
MIN.PRESSURE(BAR)	1
OPTIMUM PRESSURE(BAR)	3-4
MAX.MAX.TEMPERATURE	55°C
MIN.TEMPERATURE	0°C



COD.: 00410



GPD003/ANG
GRIFERÍA DE PISCINA DAKOTA ACERO S.316
NEGRO MATE



COLORADO

GPC004/AC

COLORADO SERIES



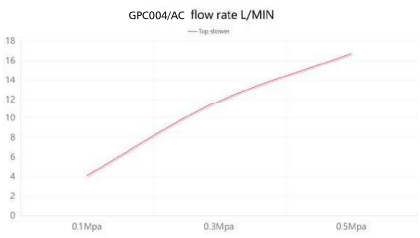
COLORADO SERIES



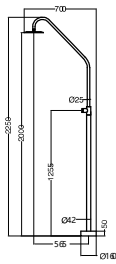
- 1.
 - ROCIADOR Ø250MM – G-1/2"
 - Ø250MM SHOWER HEAD – G 1/2"
 - DOUCHE DE TÊTE Ø250MM – G-1/2"
 - SOFFIONE Ø250MM – G-1/2"
 - CHUVEIRO Ø250MM – G-1/2"
- 2.
 - CUERPO SUPERIOR TUBULAR Ø25MM
 - Ø42MM TUBULAR UPPER BODY
 - CORPS SUPÉRIEUR TUBULAIRE Ø25MM
 - CORPO SUPERIORE TUBOLARE Ø25MM
 - CORPO SUPERIOR TUBULAR Ø25MM
- 3.
 - CUERPO DEL GRIFO TEMPORIZADO 15"
 - TIMED-FLOW FAUCET BODY 15"
 - CORPS DU RUBINET TEMPORISÉ 15"
 - CORPO RUBINETTO TIMER15"
 - CORPO DA TORNEIRA, TEMPORIZADOR 15"
- 4.
 - CUERPO INFERIOR TUBULAR Ø42MM
 - Ø42MM TUBULAR LOWER BODY
 - CORPS INFÉRIEUR TUBULAIRE Ø42MM
 - CORPO INFERIORE TUBOLARE Ø42MM
 - CORPO INFERIOR TUBULAR Ø42MM
- 5.
 - EMBELECEDOR BASE Ø160MM
 - Ø160MM BASE COVER PLATE
 - ENJOLIVEUR BASE Ø160MM
 - FINITURE BASE Ø160MM
 - EMBELEZADOR BASE Ø160MM
- 6.
 - BASE DE FIJACIÓN Ø152MM
 - Ø152MM FIXING BASE
 - BASE DE FIXATION Ø152MM
 - BASE DI FISSAGGIO Ø152MM
 - BASE DE FIXAÇÃO Ø152MM
- 7.
 - LATIGUILLO DE CONEXIÓN RECTO Ø1/2" 1300/14MM
 - Ø1/2" 1300/14MM STRAIGHT HOSE
 - FLEXIBLE DE RACCORDEMENT DROIT Ø1/2" 1300/14MM
 - TUBO DI COLLEGAMENTO DIRITTO Ø1/2" 1300/14MM
 - FLEXIVEL Ø1/2" 1300/14MM

FLOW RATE REF GPC004/AC

TOP SHOWER 0.1MPA(L/MIN)	4.1
TOP SHOWER 0.3MPA(L/MIN)	11.8
TOP SHOWER 0.5MPA(L/MIN)	16.7




PRODUCT SIZE(CM)	126.5*53.7*10.7
WEIGHT(KG)	7.8
GUARANTEE	10 YEARS
MAX.PRESSURE(BAR)	8
MIN.PRESSURE(BAR)	1
OPTIMUM PRESSURE(BAR)	3-4
MAX.TEMPERATURE	55°C
MIN.TEMPERATURE	0°C



COD.: 00328



GPC004/AC
 GRIFERÍA DE PISCINA COLORADO ACERO
 S.316



TEXAS

GPT005/AC

TEXAS SERIES

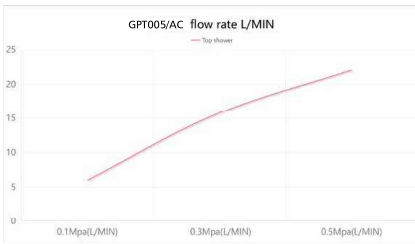


TEXAS SERIES

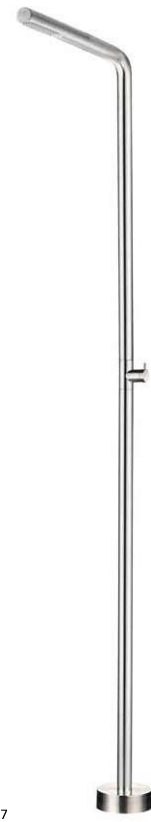
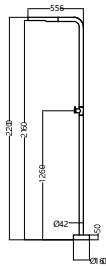


FLOW RATE REF GPT005/AC

TOP SHOWER 0.1MPA(L/MIN)	6
TOP SHOWER 0.3MPA(L/MIN)	15.8
TOP SHOWER 0.5MPA(L/MIN)	22.1



PRODUCT SIZE(CM)	126.5*53.7*10.7
WEIGHT(KG)	7.8
GUARANTEE	10 YEARS
MAX.PRESSURE(BAR)	8
MIN.PRESSURE(BAR)	1
OPTIMUM PRESSURE(BAR)	3-4
MAX.TEMPERATURE	55°C
MIN.TEMPERATURE	0°C



COD.: 00357




GPT005/AC
GRIFERÍA DE PISCINA TEXAS ACERO S.316



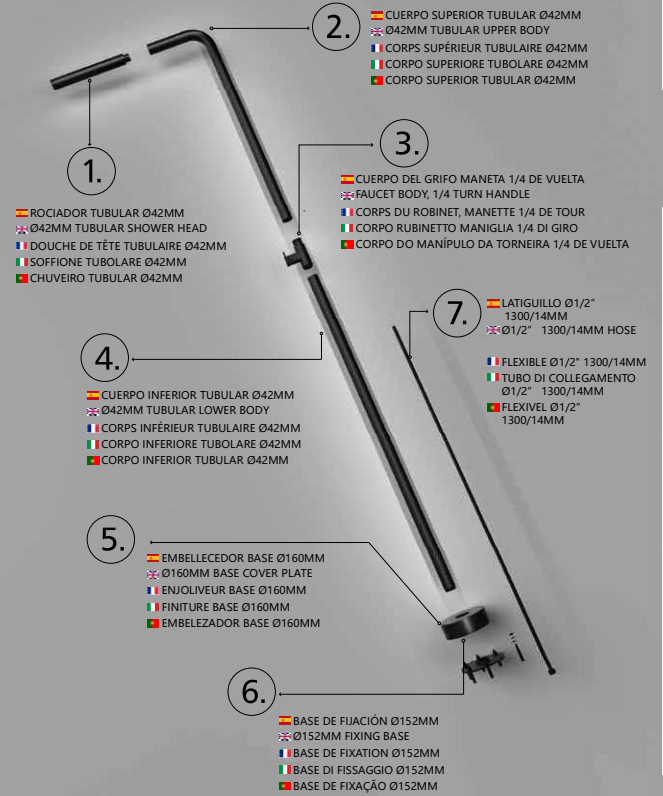
TEXAS

GPT005/ANG

TEXAS^{SERIES}

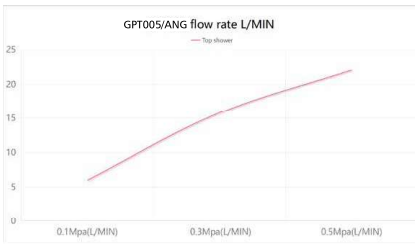


TEXAS^{SERIES}

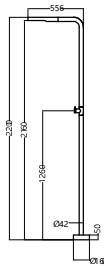


FLOW RATE REF GPT005/ANG

TOP SHOWER 0.1MPA(L/MIN)	6
TOP SHOWER 0.3MPA(L/MIN)	15.8
TOP SHOWER 0.5MPA(L/MIN)	22.1



PRODUCT SIZE(CM)	126.5*53.7*10.7
WEIGHT(KG)	7.8
GUARANTEE	10 YEARS
MAX.PRESSURE(BAR)	8
MIN.PRESSURE(BAR)	1
OPTIMUM PRESSURE(BAR)	3-4
MAX.TEMPERATURE	55°C
MIN.TEMPERATURE	0°C



COD.: 00394



GPT005/ANG
GRIFERÍA DE PISCINA TEXAS ACERO S.316
NEGRO MATE



OREGON

GPO006/AC

OREGON SERIES



OREGON SERIES



- 1.**

 - ROCIADOR Ø250MM – G-1/2"
 - Ø250MM SHOWER HEAD – G 1/2"
 - DOUCHE DE TÊTE Ø250MM – G-1/2"
 - SOFFIONE Ø250MM – G-1/2"
 - CHUVEIRO Ø250MM – G-1/2"
- 2.**

 - CUERPO SUPERIOR TUBULAR Ø50MM
 - Ø50MM TUBULAR UPPER BODY
 - CORPS SUPÉRIEUR TUBULAIRE Ø50MM
 - CORPO SUPERIORE TUBOLARE Ø50MM
 - CORPO SUPERIOR TUBULAR Ø50MM
- 3.**

 - CUERPO DEL GRIFO MANETA 1/4 DE VUELTA
 - FAUCET BODY, 1/4 TURN HANDLE
 - CORPS DU ROBINET, MANETTE 1/4 DE TOUR
 - CORPO RUBINETTO MANIGLIA 1/4 DI GIRO
 - CORPO DO MANÍPULO DA TORNEIRA 1/4 DE VUELTA
- 4.**

 - CUERPO INFERIOR TUBULAR Ø50MM
 - Ø50MM TUBULAR LOWER BODY
 - CORPS INFÉRIEUR TUBULAIRE Ø50MM
 - CORPO INFERIORE TUBOLARE Ø50MM
 - CORPO INFERIOR TUBULAR Ø50MM
- 5.**

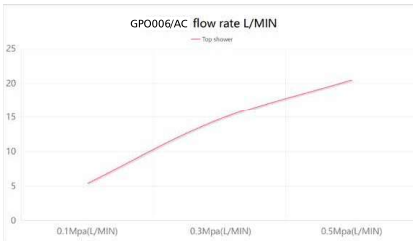
 - EMBELLECEDOR BASE Ø160MM
 - Ø160MM BASE COVER PLATE
 - ENJOLIVEUR BASE Ø160MM
 - FINITURE BASE Ø160MM
 - EMBELEZADOR, BASE Ø160MM
- 6.**

 - BASE DE FIJACIÓN Ø152MM
 - Ø152MM FIXING BASE
 - BASE DE FIXATION Ø152MM
 - BASE DI FISSAGGIO Ø152MM
 - BASE DE FIXAÇÃO Ø152MM
- 7.**

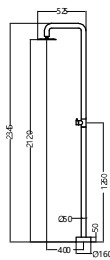
 - LATIGUILLO Ø1/2" 1300/14MM
 - Ø1/2" 1300/14MM CONNECTING PLUG
 - FLEXIBLE Ø1/2" 1300/14MM
 - TUBO DI COLLEGAMENTO Ø1/2" 1300/14MM
 - FLEXIVEL Ø1/2" 1300/14MM

FLOW RATE REF GPO006/AC

TOP SHOWER 0.1MPa(L/MIN)	5.4
TOP SHOWER 0.3MPa(L/MIN)	14.7
TOP SHOWER 0.5MPa(L/MIN)	20.5



PRODUCT SIZE(CM)	126.5*53.7*10.7
WEIGHT(KG)	9.4
GUARANTEE	10 YEARS
MAX.PRESSURE(BAR)	8
MIN.PRESSURE(BAR)	1
OPTIMUM PRESSURE(BAR)	3-4
MAX.TEMPERATURE	55°C
MIN.TEMPERATURE	0°C



SPECIAL DIAMETER
 \varnothing 50mm.



GPO006/AC
 GRIFERÍA DE PISCINA OREGON ACERO
 S.316


COD.: 00468



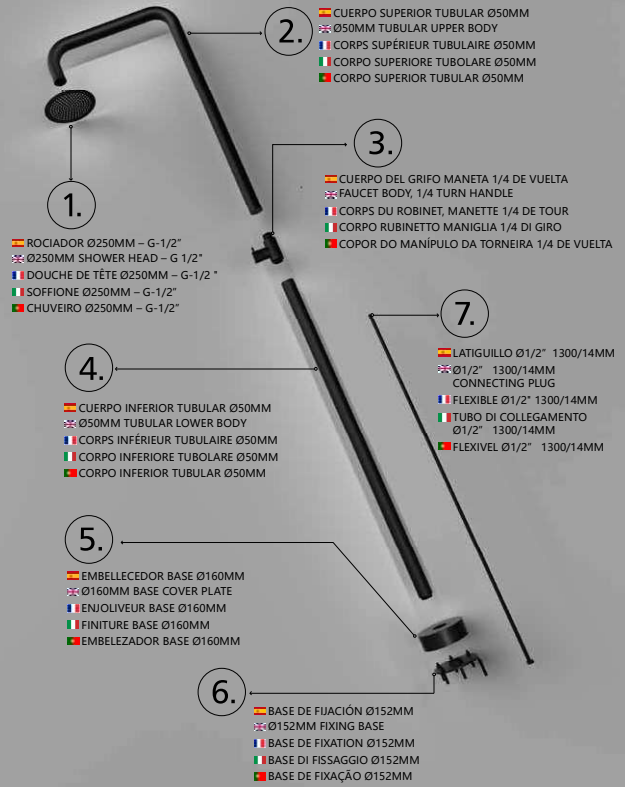
OREGON

GPO006/ANG

OREGON^{SERIES}

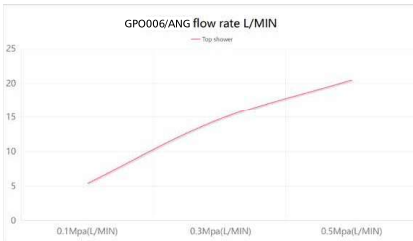


OREGON^{SERIES}

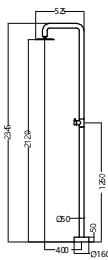


FLOW RATE REF GPO006/ANG

TOP SHOWER 0.1MPA(L/MIN)	5.4
TOP SHOWER 0.3MPA(L/MIN)	14.7
TOP SHOWER 0.5MPA(L/MIN)	20.5



PRODUCT SIZE(CM)	126.5*53.7*10.7
WEIGHT(KG)	9.4
GUARANTEE	10 YEARS
MAX.PRESSURE(BAR)	8
MIN.PRESSURE(BAR)	1
OPTIMUM PRESSURE(BAR)	3-4
MAX.TEMPERATURE	55°C
MIN.TEMPERATURE	0°C




SPECIAL DIAMETER
 \varnothing 50mm.



GPO006/ANG
 GRIFERÍA DE PISCINA OREGON ACERO
 S.316 NEGRO MATE


COD.: 00517



MICHIGAN

GPM007/AC

MICHIGAN SERIES

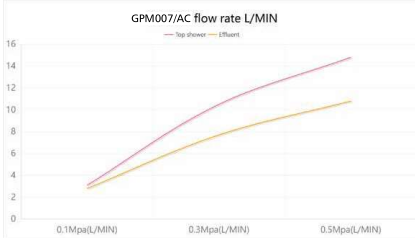



MICHIGAN SERIES

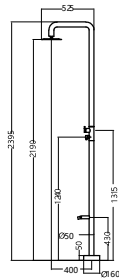


FLOW RATE REF GPM007/AC

TOP SHOWER 0.1MPa(L/MIN)	3.1	EFFUENT 0.1MPa(L/MIN)	2.8
TOP SHOWER 0.3MPa(L/MIN)	10.5	EFFUENT 0.3MPa(L/MIN)	7.7
TOP SHOWER 0.5MPa(L/MIN)	14.8	EFFUENT 0.5MPa(L/MIN)	10.8



PRODUCT SIZE(CM)	126.5*53.7*10.7
WEIGHT(KG)	10.7
GUARANTEE	10 YEARS
MAX.PRESSURE(BAR)	8
MIN.PRESSURE(BAR)	1
OPTIMUM PRESSURE(BAR)	3-4
MAX.TEMPERATURE	55°C
MIN.TEMPERATURE	0°C



SPECIAL DIAMETER
 \varnothing 50mm.



GPM007/AC
 GRIFERÍA DE PISCINA MICHIGAN ACERO
 S.316

COD.: 00525



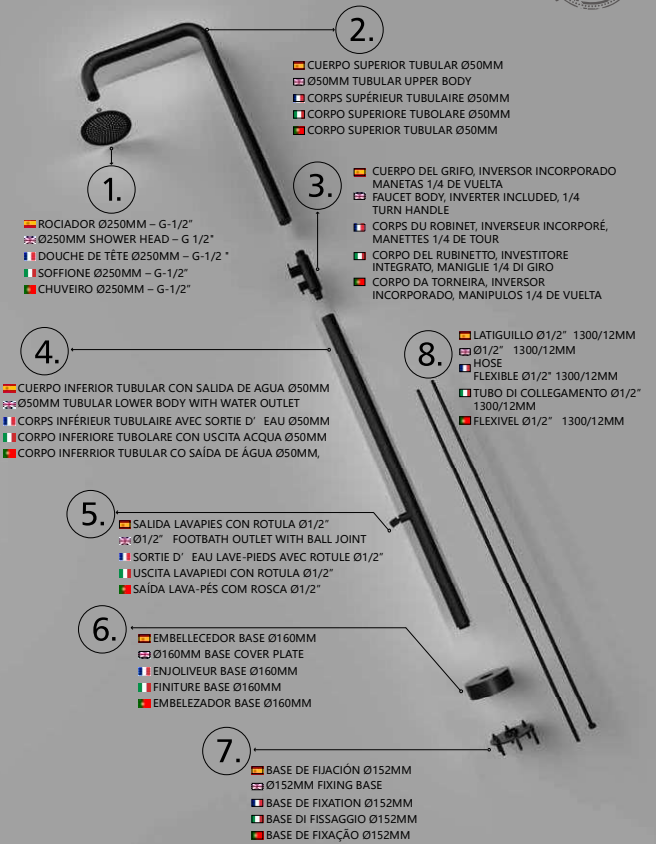
MICHIGAN

GPM007/ANG

MICHIGAN SERIES

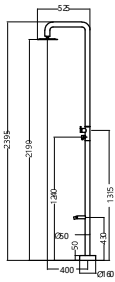
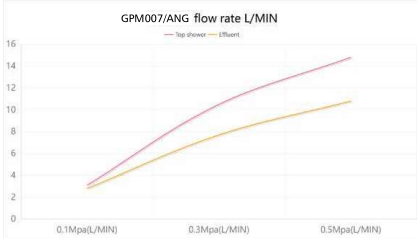



MICHIGAN SERIES



FLOW RATE REF GPM007/ANG

TOP SHOWER 0.1MPa(L/MIN)	3.1	EFFUENT 0.1MPa(L/MIN)	2.8
TOP SHOWER 0.3MPa(L/MIN)	10.5	EFFUENT 0.3MPa(L/MIN)	7.7
TOP SHOWER 0.5MPa(L/MIN)	14.8	EFFUENT 0.5MPa(L/MIN)	10.8



PRODUCT SIZE(CM)	126.5*53.7*10.7
WEIGHT(KG)	10.7
GUARANTEE	10 YEARS
MAX.PRESSURE(BAR)	8
MIN.PRESSURE(BAR)	1
OPTIMUM PRESSURE(BAR)	3-4
MAX.TEMPERATURE	55°C
MIN.TEMPERATURE	0°C




SPECIAL DIAMETER
 Ø50mm.



GPM007/ANG
 GRIFERÍA DE PISCINA MICHIGAN ACERO
 S.316 NEGRO MATE


COD.: 00583



FLORIDA

GPF008/AC

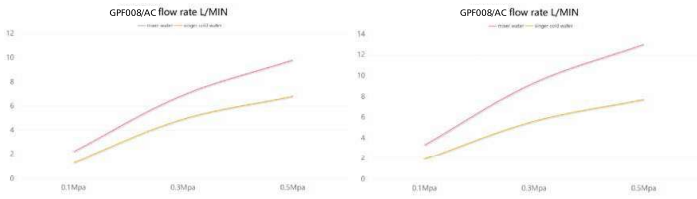
FLORIDA SERIES



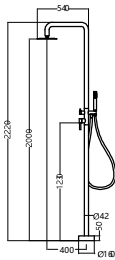
FLORIDA SERIES



FLOW RATE REF	GPF008/AC
HAND SHOWER MIXER WATER 0.1MPA(L/MIN)	2.2
HAND SHOWER MIXER WATER 0.3MPA(L/MIN)	6.9
HAND SHOWER MIXER WATER 0.5MPA(L/MIN)	9.8
HAND SHOWER SINGER COLD WATER 0.1MPA(L/MIN)	1.3
HAND SHOWER SINGER COLD WATER 0.3MPA(L/MIN)	4.9
HAND SHOWER SINGER COLD WATER 0.5MPA(L/MIN)	6.8
SHOWER HEAD MIXER WATER 0.1MPA(L/MIN)	3.3
SHOWER HEAD MIXER WATER 0.3MPA(L/MIN)	9.3
SHOWER HEAD MIXER WATER 0.5MPA(L/MIN)	13
SHOWER HEAD SINGER COLD WATER 0.1MPA(L/MIN)	1.9
SHOWER HEAD SINGER COLD WATER 0.3MPA(L/MIN)	5.6
SHOWER HEAD SINGER COLD WATER 0.5MPA(L/MIN)	7.7




PRODUCT SIZE(CM)	126.5*53.7*10.7
WEIGHT(KG)	9.6
GUARANTEE	10 YEARS
MAX.PRESSURE(BAR)	8
MIN.PRESSURE(BAR)	1
OPTIMUM PRESSURE(BAR)	3-4
MAX.TEMPERATURE	55°C
MIN.TEMPERATURE	0°C



COD.: 00456



GPF008/AC
GRIFERÍA DE PISCINA FLORIDA ACERO S.316



FLORIDA

GPF008/ANG

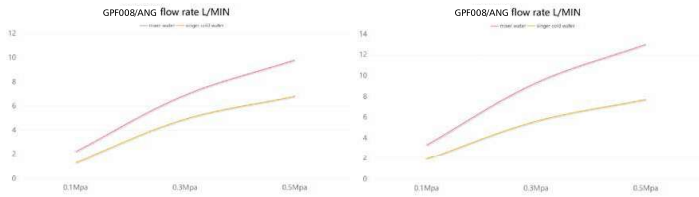
FLORIDA SERIES



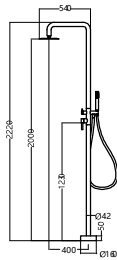
FLORIDA SERIES



FLOW RATE REF	GPF008/ANG		
HAND SHOWER MIXER WATER 0.1MPA(L/MIN)	2.2	SHOWER HEAD MIXER WATER 0.1MPA(L/MIN)	3.3
HAND SHOWER MIXER WATER 0.3MPA(L/MIN)	6.9	SHOWER HEAD MIXER WATER 0.3MPA(L/MIN)	9.3
HAND SHOWER MIXER WATER 0.5MPA(L/MIN)	9.8	SHOWER HEAD MIXER WATER 0.5MPA(L/MIN)	13
HAND SHOWER SINGER COLD WATER 0.1MPA(L/MIN)	1.3	SHOWER HEAD SINGER COLD WATER 0.1MPA(L/MIN)	1.9
HAND SHOWER SINGER COLD WATER 0.3MPA(L/MIN)	4.9	SHOWER HEAD SINGER COLD WATER 0.3MPA(L/MIN)	5.6
HAND SHOWER SINGER COLD WATER 0.5MPA(L/MIN)	6.8	SHOWER HEAD SINGER COLD WATER 0.5MPA(L/MIN)	7.7



PRODUCT SIZE(CM)	126.5*53.7*10.7
WEIGHT(KG)	9.6
GUARANTEE	10 YEARS
MAX.PRESSURE(BAR)	8
MIN.PRESSURE(BAR)	1
OPTIMUM PRESSURE(BAR)	3-4
MAX.TEMPERATURE	55°C
MIN.TEMPERATURE	0°C



COD.: 00509



GPF008/ANG
GRIFERÍA DE PISCINA FLORIDA ACERO S.316
NEGRO MATE



NEVADA

GPN009/AC

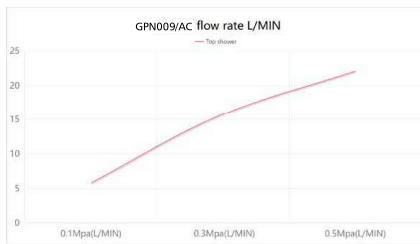
NEVADA SERIES



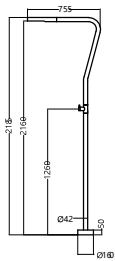
NEVADA SERIES



FLOW RATE REF	GPN009/AC
TOP SHOWER 0.1MPa(L/MIN)	5.8
TOP SHOWER 0.3MPa(L/MIN)	15.8
TOP SHOWER 0.5MPa(L/MIN)	22.1



PRODUCT SIZE(CM)	126.5*53.7*10.7
WEIGHT(KG)	7.9
GUARANTEE	10 YEARS
MAX.PRESSURE(BAR)	8
MIN.PRESSURE(BAR)	1
OPTIMUM PRESSURE(BAR)	3-4
MAX.TEMPERATURE	55°C
MIN.TEMPERATURE	0°C



COD.: 00382



GPN009/AC
GRIFERÍA DE PISCINA NEVADA ACERO S.316



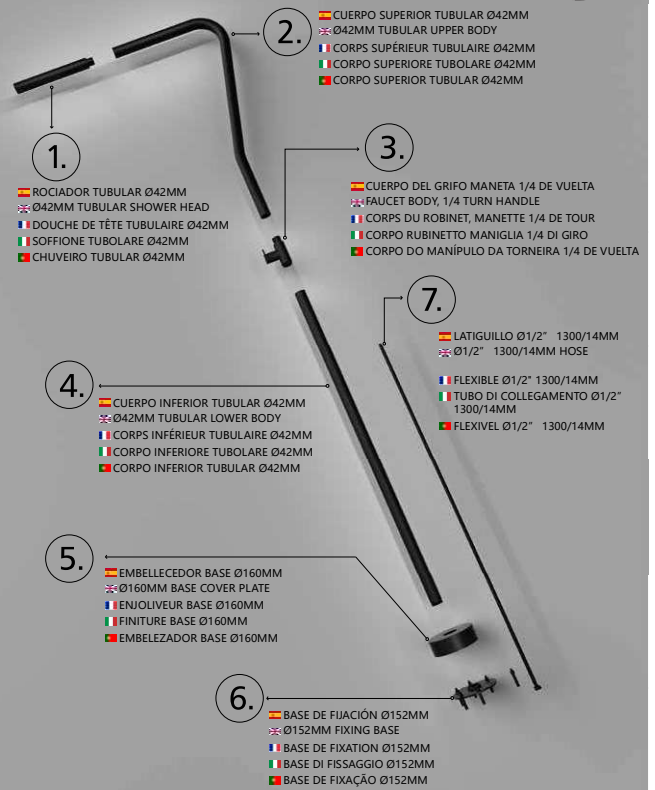
NEVADA

GPN009/ANG

NEVADA SERIES

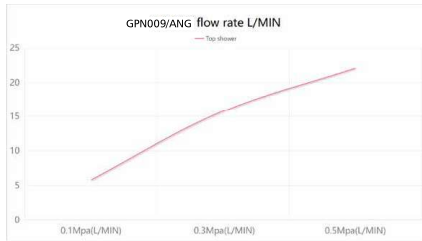


NEVADA SERIES

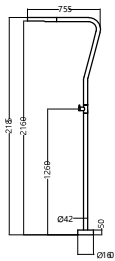


FLOW RATE REF GPN009/ANG

TOP SHOWER 0.1MPa(L/MIN)	5.8
TOP SHOWER 0.3MPa(L/MIN)	15.8
TOP SHOWER 0.5MPa(L/MIN)	22.1




PRODUCT SIZE(CM)	126.5*53.7*10.7
WEIGHT(KG)	7.9
GUARANTEE	10 YEARS
MAX.PRESSURE(BAR)	8
MIN.PRESSURE(BAR)	1
OPTIMUM PRESSURE(BAR)	3-4
MAX.TEMPERATURE	55°C
MIN.TEMPERATURE	0°C



COD.: 00427



GPN009/ANG
GRIFERÍA DE PISCINA NEVADA ACERO S.316
NEGRO MATE



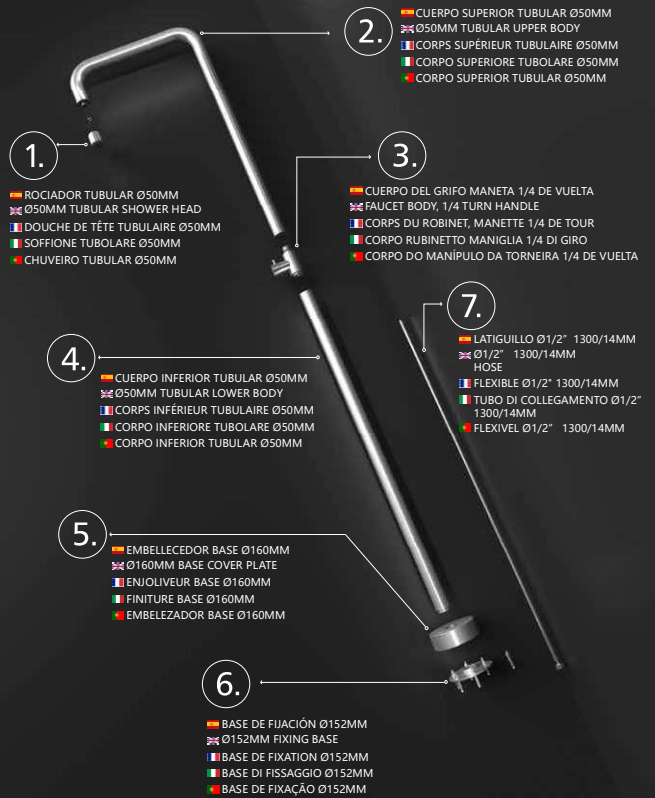
UTAH

GPU010/AC

UTAH^{SERIES}

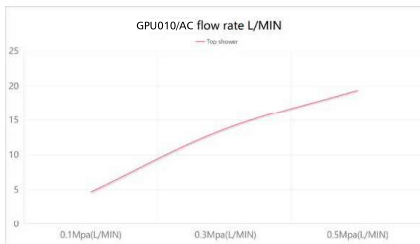


UTAH^{SERIES}

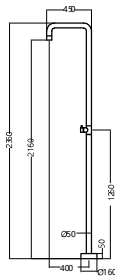


FLOW RATE REF GPU010/AC

TOP SHOWER 0.1MPA(L/MIN)	4.7
TOP SHOWER 0.3MPA(L/MIN)	13.7
TOP SHOWER 0.5MPA(L/MIN)	19.4



PRODUCT SIZE(CM)	126.5*53.7*10.7
WEIGHT(KG)	8.5
GUARANTEE	10 YEARS
MAX.PRESSURE(BAR)	8
MIN.PRESSURE(BAR)	1
OPTIMUM PRESSURE(BAR)	3-4
MAX.TEMPERATURE	55°C
MIN.TEMPERATURE	0°C




SPECIAL DIAMETER
 \varnothing 50mm.



GPU010/AC
 GRIFERÍA DE PISCINA UTAH ACERO S.316

COD.: 00431



UTAH

GPU010/ANG

UTAH^{SERIES}

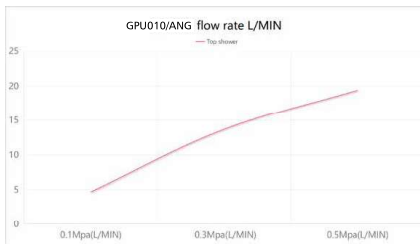


UTAH^{SERIES}

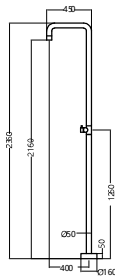


FLOW RATE REF GPU010/ANG

TOP SHOWER 0.1MPA(L/MIN)	4.7
TOP SHOWER 0.3MPA(L/MIN)	13.7
TOP SHOWER 0.5MPA(L/MIN)	19.4



PRODUCT SIZE(CM)	126.5*53.7*10.7
WEIGHT(KG)	8.5
GUARANTEE	10 YEARS
MAX.PRESSURE(BAR)	8
MIN.PRESSURE(BAR)	1
OPTIMUM PRESSURE(BAR)	3-4
MAX.TEMPERATURE	55°C
MIN.TEMPERATURE	0°C




SPECIAL DIAMETER
 \varnothing 50mm.



GPU010/ANG
 GRIFERÍA DE PISCINA UTAH ACERO S.316
 NEGRO MATE

COD.: 00480



UTAH
GPU010/AAO

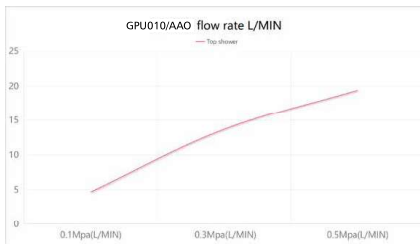


UTAH SERIES

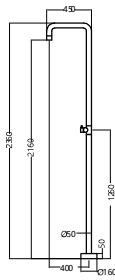


FLOW RATE REF GPU010/AAO

TOP SHOWER 0.1MPA(L/MIN)	4.7
TOP SHOWER 0.3MPA(L/MIN)	13.7
TOP SHOWER 0.5MPA(L/MIN)	19.4



PRODUCT SIZE(CM)	126.5*53.7*10.7
WEIGHT(KG)	8.5
GUARANTEE	10 YEARS
MAX.PRESSURE(BAR)	8
MIN.PRESSURE(BAR)	1
OPTIMUM PRESSURE(BAR)	3-4
MAX.TEMPERATURE	55°C
MIN.TEMPERATURE	0°C




SPECIAL DIAMETER
 \varnothing 50mm.



GPU010/AAO
 GRIFERÍA DE PISCINA UTAH ACERO S.316
 AZUL OCEANO

COD.: 00480



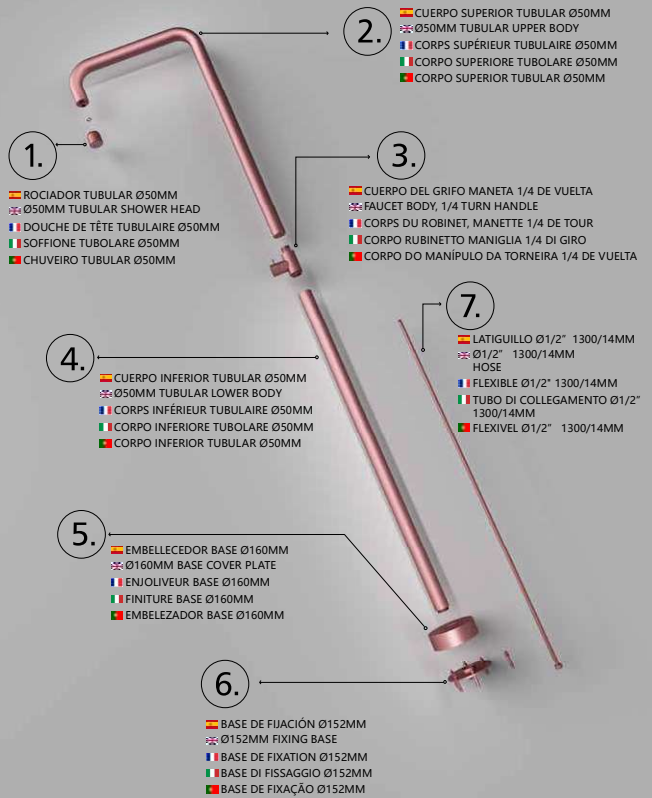
UTAH

GPU010/ACL

UTAH SERIES

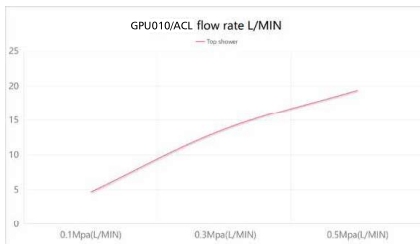



UTAH SERIES

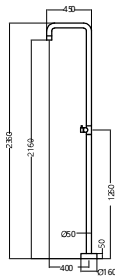


FLOW RATE REF GPU010/ACL

TOP SHOWER 0.1MPA(L/MIN)	4.7
TOP SHOWER 0.3MPA(L/MIN)	13.7
TOP SHOWER 0.5MPA(L/MIN)	19.4



PRODUCT SIZE(CM)	126.5*53.7*10.7
WEIGHT(KG)	8.5
GUARANTEE	10 YEARS
MAX.PRESSURE(BAR)	8
MIN.PRESSURE(BAR)	1
OPTIMUM PRESSURE(BAR)	3-4
MAX.TEMPERATURE	55°C
MIN.TEMPERATURE	0°C




SPECIAL DIAMETER
 \varnothing 50mm.



GPU010/ACL
 GRIFERÍA DE PISCINA UTAH ACERO S.316
 ROSA CORAL

COD.: 00480




UTAH

GPU010/AMK

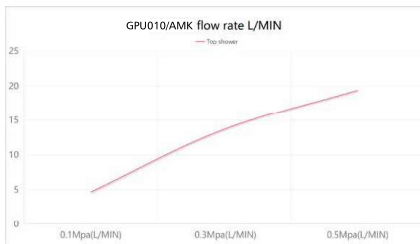


UTAH SERIES

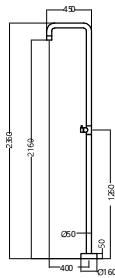


FLOW RATE REF GPU010/AMK

TOP SHOWER 0.1MPA(L/MIN)	4.7
TOP SHOWER 0.3MPA(L/MIN)	13.7
TOP SHOWER 0.5MPA(L/MIN)	19.4



PRODUCT SIZE(CM)	126.5*53.7*10.7
WEIGHT(KG)	8.5
GUARANTEE	10 YEARS
MAX.PRESSURE(BAR)	8
MIN.PRESSURE(BAR)	1
OPTIMUM PRESSURE(BAR)	3-4
MAX.TEMPERATURE	55°C
MIN.TEMPERATURE	0°C



SPECIAL DIAMETER
 \varnothing 50mm.



GPU010/AMK
 GRIFERÍA DE PISCINA UTAH ACERO S.316
 MOKA


COD.: 00480



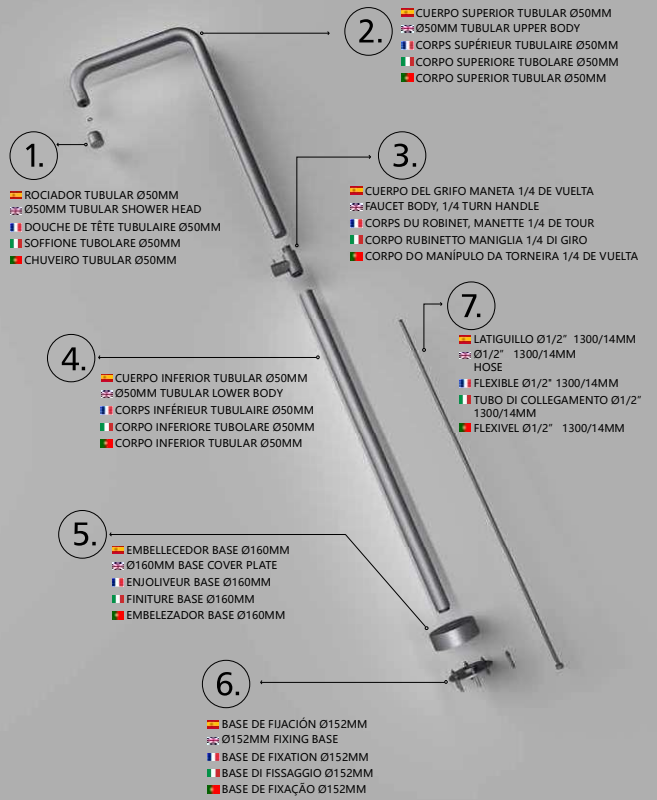
UTAH

GPU010/AGCB

UTAH^{SERIES}

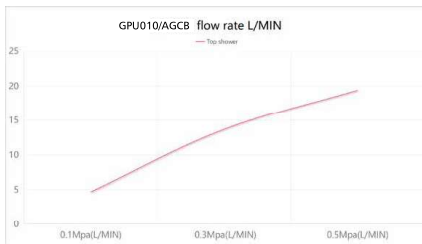



UTAH^{SERIES}

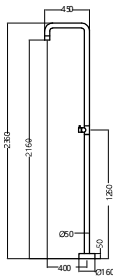


FLOW RATE REF GPU010/AGCB

TOP SHOWER 0.1MPA(L/MIN)	4.7
TOP SHOWER 0.3MPA(L/MIN)	13.7
TOP SHOWER 0.5MPA(L/MIN)	19.4



PRODUCT SIZE(CM)	126.5*53.7*10.7
WEIGHT(KG)	8.5
GUARANTEE	10 YEARS
MAX.PRESSURE(BAR)	8
MIN.PRESSURE(BAR)	1
OPTIMUM PRESSURE(BAR)	3-4
MAX.TEMPERATURE	55°C
MIN.TEMPERATURE	0°C



SPECIAL DIAMETER
 \varnothing 50mm.



GPU010/AGCB
 GRIFERÍA DE PISCINA UTAH ACERO S.316
 GRIS COBALTO

COD.: 00480




OKLAHOMA

GPO011/AC

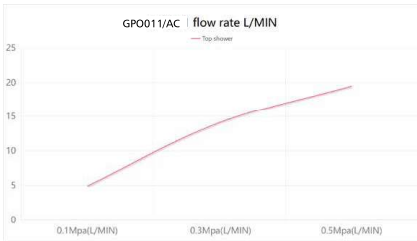
OKLAHOMA SERIES



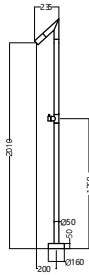
OKLAHOMA SERIES



FLOW RATE REF	GPO011/AC
TOP SHOWER 0.1MPA(L/MIN)	4.9
TOP SHOWER 0.3MPA(L/MIN)	14.1
TOP SHOWER 0.5MPA(L/MIN)	19.5



PRODUCT SIZE(CM)	126.5*53.7*10.7
WEIGHT(KG)	8.5
GUARANTEE	10 YEARS
MAX.PRESSURE(BAR)	8
MIN.PRESSURE(BAR)	1
OPTIMUM PRESSURE(BAR)	3-4
MAX.TEMPERATURE	55°C
MIN.TEMPERATURE	0°C



SPECIAL DIAMETER
 \varnothing 50mm.



GPO011/AC
 GRIFERÍA DE PISCINA OKLAHOMA ACERO
 S.316

COD.: 00439



OKLAHOMA

GPO011/ANG

OKLAHOMA SERIES

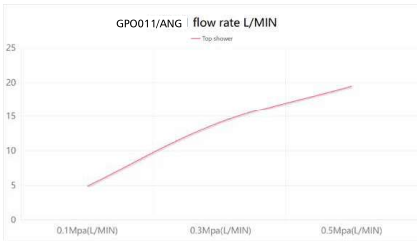



OKLAHOMA SERIES

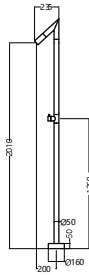


FLOW RATE REF GPO011/ANG

TOP SHOWER 0.1MPA(L/MIN)	4.9
TOP SHOWER 0.3MPA(L/MIN)	14.1
TOP SHOWER 0.5MPA(L/MIN)	19.5



PRODUCT SIZE(CM)	126.5*53.7*10.7
WEIGHT(KG)	8.5
GUARANTEE	10 YEARS
MAX.PRESSURE(BAR)	8
MIN.PRESSURE(BAR)	1
OPTIMUM PRESSURE(BAR)	3-4
MAX.TEMPERATURE	55°C
MIN.TEMPERATURE	0°C



SPECIAL DIAMETER
 \varnothing 50mm.



GPO011/ANG
 GRIFERÍA DE PISCINA OKLAHOMA ACERO
 S.316 NEGRO MATE

COD.: 00497



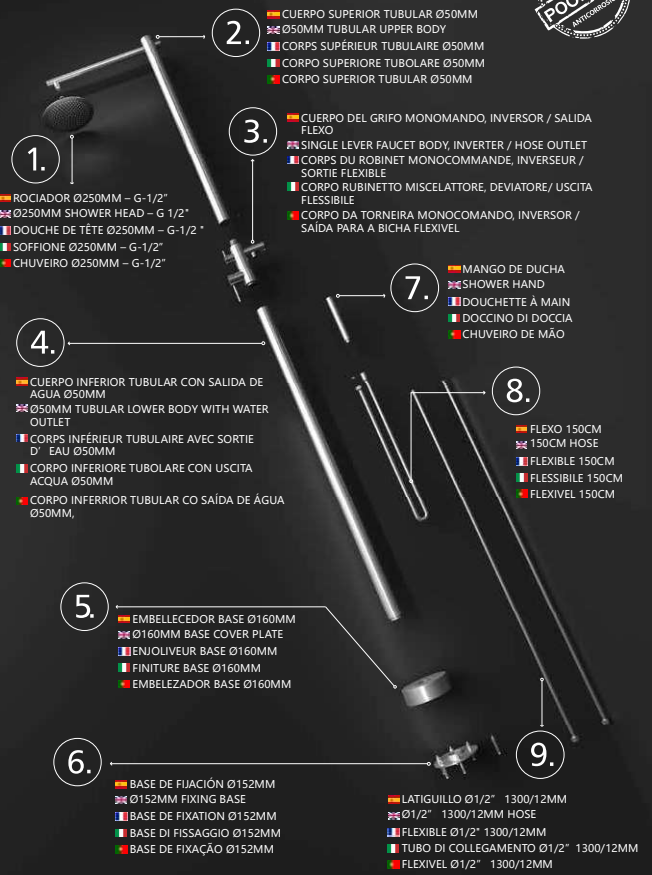
KANSAS

GPK012/AC

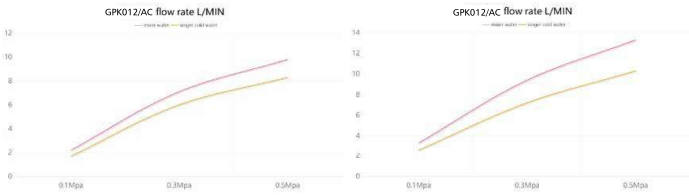
KANSAS Series



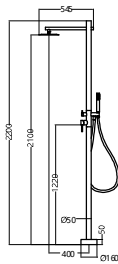
KANSAS SERIES



FLOW RATE REF	GPK012/AC
HAND SHOWER MIXER WATER 0.1MPA(L/MIN)	2.2
HAND SHOWER MIXER WATER 0.3MPA(L/MIN)	7.1
HAND SHOWER MIXER WATER 0.5MPA(L/MIN)	9.8
HAND SHOWER SINGER COLD WATER 0.1MPA(L/MIN)	1.7
HAND SHOWER SINGER COLD WATER 0.3MPA(L/MIN)	6
HAND SHOWER SINGER COLD WATER 0.5MPA(L/MIN)	8.3
SHOWER HEAD MIXER WATER 0.1MPA(L/MIN)	3.3
SHOWER HEAD MIXER WATER 0.3MPA(L/MIN)	9.4
SHOWER HEAD MIXER WATER 0.5MPA(L/MIN)	13.3
SHOWER HEAD SINGER COLD WATER 0.1MPA(L/MIN)	2.6
SHOWER HEAD SINGER COLD WATER 0.3MPA(L/MIN)	7.2
SHOWER HEAD SINGER COLD WATER 0.5MPA(L/MIN)	10.3



PRODUCT SIZE(CM)	126.5*53.7*10.7
WEIGHT(KG)	10.6
GUARANTEE	10 YEARS
MAX.PRESSURE(BAR)	8
MIN.PRESSURE(BAR)	1
OPTIMUM PRESSURE(BAR)	3-4
MAX.TEMPERATURE	55°C
MIN.TEMPERATURE	0°C



SPECIAL DIAMETER
 \varnothing 50mm.



GPK012/AC
 GRIFERÍA DE PISCINA KANSAS ACERO S.316

COD.: 00512



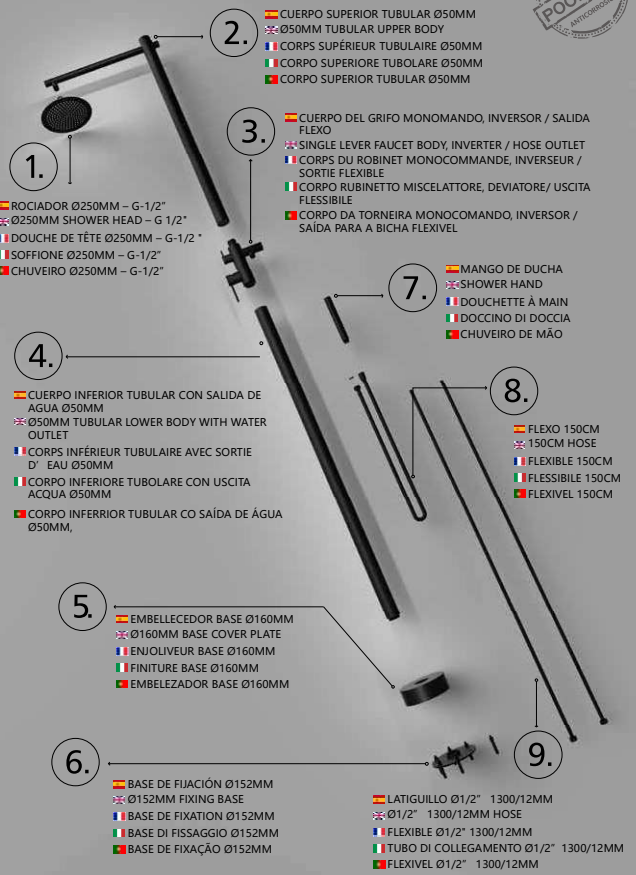
KANSAS

GPK012/ANG

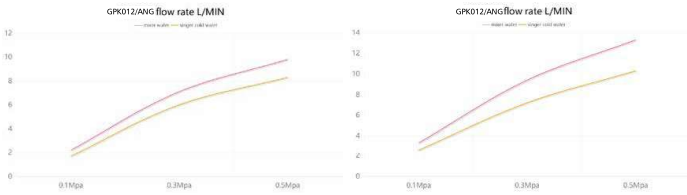

KANSAS SERIES



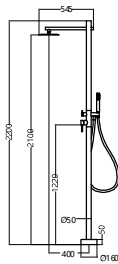
KANSAS SERIES



FLOW RATE REF	GPK012/ANG
HAND SHOWER MIXER WATER 0.1MPA(L/MIN)	2.2
HAND SHOWER MIXER WATER 0.3MPA(L/MIN)	7.1
HAND SHOWER MIXER WATER 0.5MPA(L/MIN)	9.8
HAND SHOWER SINGER COLD WATER 0.1MPA(L/MIN)	1.7
HAND SHOWER SINGER COLD WATER 0.3MPA(L/MIN)	6
HAND SHOWER SINGER COLD WATER 0.5MPA(L/MIN)	8.3
SHOWER HEAD MIXER WATER 0.1MPA(L/MIN)	3.3
SHOWER HEAD MIXER WATER 0.3MPA(L/MIN)	9.4
SHOWER HEAD MIXER WATER 0.5MPA(L/MIN)	13.3
SHOWER HEAD SINGER COLD WATER 0.1MPA(L/MIN)	2.6
SHOWER HEAD SINGER COLD WATER 0.3MPA(L/MIN)	7.2
SHOWER HEAD SINGER COLD WATER 0.5MPA(L/MIN)	10.3



PRODUCT SIZE(CM)	126.5*53.7*10.7
WEIGHT(KG)	10.6
GUARANTEE	10 YEARS
MAX.PRESSURE(BAR)	8
MIN.PRESSURE(BAR)	1
OPTIMUM PRESSURE(BAR)	3-4
MAX.TEMPERATURE	55°C
MIN.TEMPERATURE	0°C



SPECIAL DIAMETER
 \varnothing 50mm.



GPK012/ANG

GRIFERÍA DE PISCINA KANSAS ACERO S.316
 NEGRO MATE

COD.: 00558



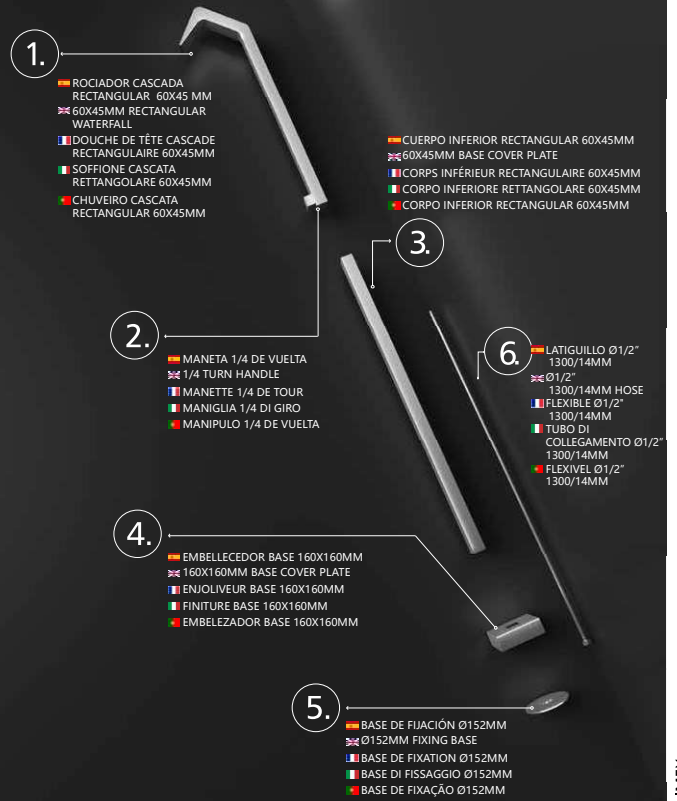
NIAGARA

GPN013/AC

NIAGARA^{SERIES}

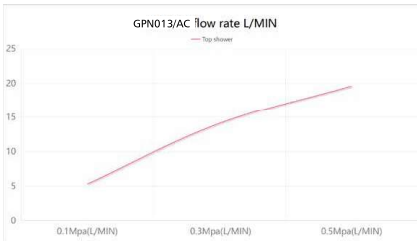



NIAGARA^{SERIES}

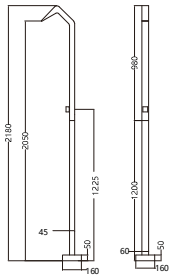


FLOW RATE REF GPN013/AC

TOP SHOWER 0.1MPa(L/MIN)	5.3
TOP SHOWER 0.3MPa(L/MIN)	14.1
TOP SHOWER 0.5MPa(L/MIN)	19.6



PRODUCT SIZE(CM)	126.5*53.7*10.7
WEIGHT(KG)	10.7
GUARANTEE	10 YEARS
MAX.PRESSURE(BAR)	8
MIN.PRESSURE(BAR)	1
OPTIMUM PRESSURE(BAR)	3-4
MAX.TEMPERATURE	55°C
MIN.TEMPERATURE	0°C



COD.: 00652



GPN013/AC
GRIFERÍA DE PISCINA NIAGARA ACERO
S.316



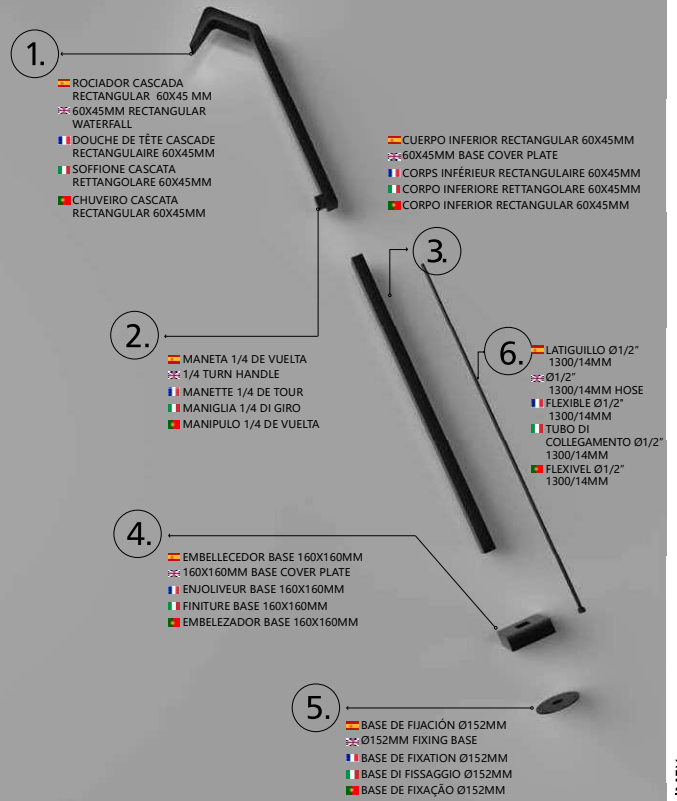
NIAGARA

GPN013/ANG

NIAGARA SERIES

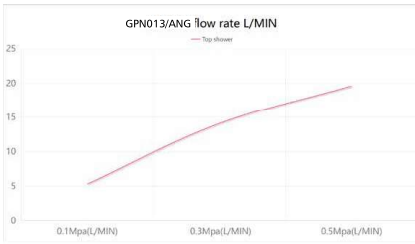



NIAGARA SERIES

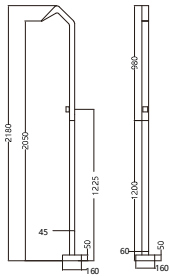


FLOW RATE REF GPN013/ANG

TOP SHOWER 0.1MPa(L/MIN)	5.3
TOP SHOWER 0.3MPa(L/MIN)	14.1
TOP SHOWER 0.5MPa(L/MIN)	19.6



PRODUCT SIZE(CM)	126.5*53.7*10.7
WEIGHT(KG)	10.7
GUARANTEE	10 YEARS
MAX.PRESSURE(BAR)	8
MIN.PRESSURE(BAR)	1
OPTIMUM PRESSURE(BAR)	3-4
MAX.TEMPERATURE	55°C
MIN.TEMPERATURE	0°C



COD.: 00718



GPN013/ANG
GRIFERÍA DE PISCINA NIAGARA ACERO
S.316 NEGRO MATE

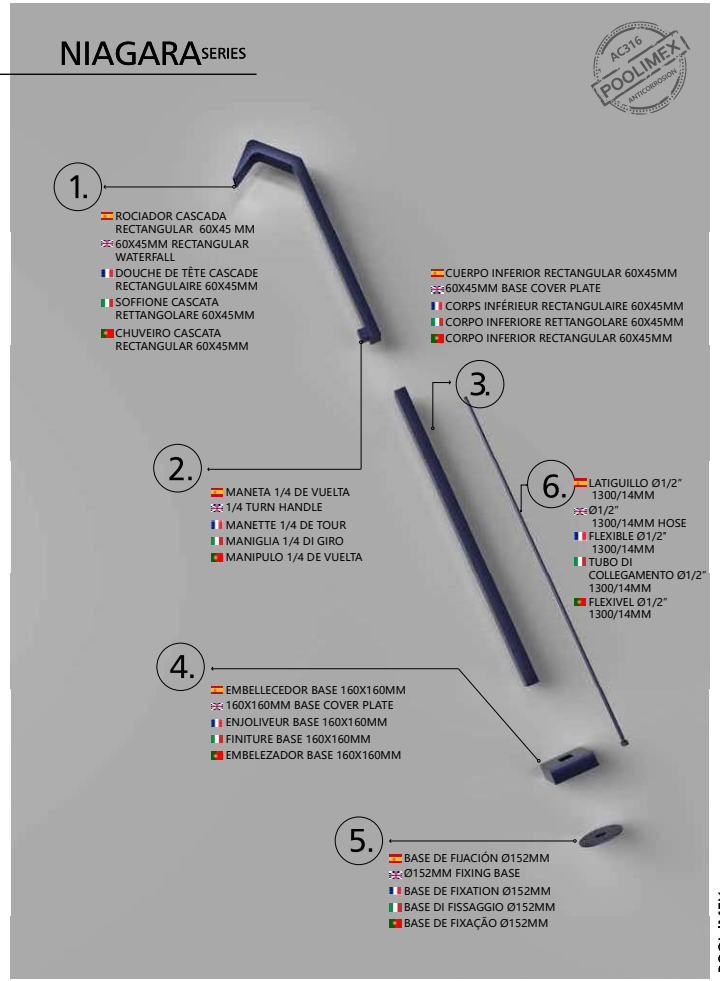


NIAGARA

GPN013/AAO



NIAGARA SERIES



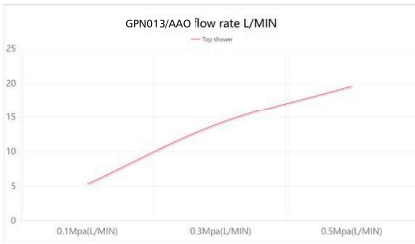

NIAGARA SERIES



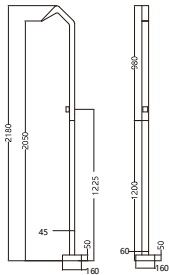
1.
 - ROCIADOR CASCAADA RECTANGULAR 60X45 MM
 - 60X45MM RECTANGULAR WATERFALL
 - DOUCHE DE TÊTE CASCADE RECTANGULAIRE 60X45MM
 - SOFFIONE CASCATI RETTANGOLARE 60X45MM
 - CHUVEIRO CASCATI RECTANGULAR 60X45MM
2.
 - MANETA 1/4 DE VUELTA
 - 1/4 TURN HANDLE
 - MANETTE 1/4 DE TOUR
 - MANIGLIA 1/4 DI GIRO
 - MANIPULO 1/4 DE VUELTA
3.
 - CUERPO INFERIOR RECTANGULAR 60X45MM
 - 60X45MM BASE COVER PLATE
 - CORPS INFÉRIEUR RECTANGULAIRE 60X45MM
 - CORPO INFERIORE RETTANGOLARE 60X45MM
 - CORPO INFERIOR RECTANGULAR 60X45MM
4.
 - EMBELECEDOR BASE 160X160MM
 - 160X160MM BASE COVER PLATE
 - ENJOLIVEUR BASE 160X160MM
 - FINITURE BASE 160X160MM
 - EMBELEZADOR BASE 160X160MM
5.
 - BASE DE FIJACIÓN Ø152MM
 - Ø152MM FIXING BASE
 - BASE DE FIXATION Ø152MM
 - BASE DI FISSAGGIO Ø152MM
 - BASE DE FIXAÇÃO Ø152MM
6.
 - LATIGUILLO Ø1/2" 1300/14MM
 - Ø1/2" 1300/14MM HOSE
 - FLEXIBLE Ø1/2" 1300/14MM
 - TUBO DI COLLEGAMENTO Ø1/2" 1300/14MM
 - FLEXIVEL Ø1/2" 1300/14MM

FLOW RATE REF GPN013/AAO

TOP SHOWER 0.1MPa(L/MIN)	5.3
TOP SHOWER 0.3MPa(L/MIN)	14.1
TOP SHOWER 0.5MPa(L/MIN)	19.6




PRODUCT SIZE(CM)	126.5*53.7*10.7
WEIGHT(KG)	10.7
GUARANTEE	10 YEARS
MAX.PRESSURE(BAR)	8
MIN.PRESSURE(BAR)	1
OPTIMUM PRESSURE(BAR)	3-4
MAX.TEMPERATURE	55°C
MIN.TEMPERATURE	0°C



COD.: 00718



GPN013/AAO
GRIFERÍA DE PISCINA NIAGARA ACERO
S.316 AZUL OCEANO

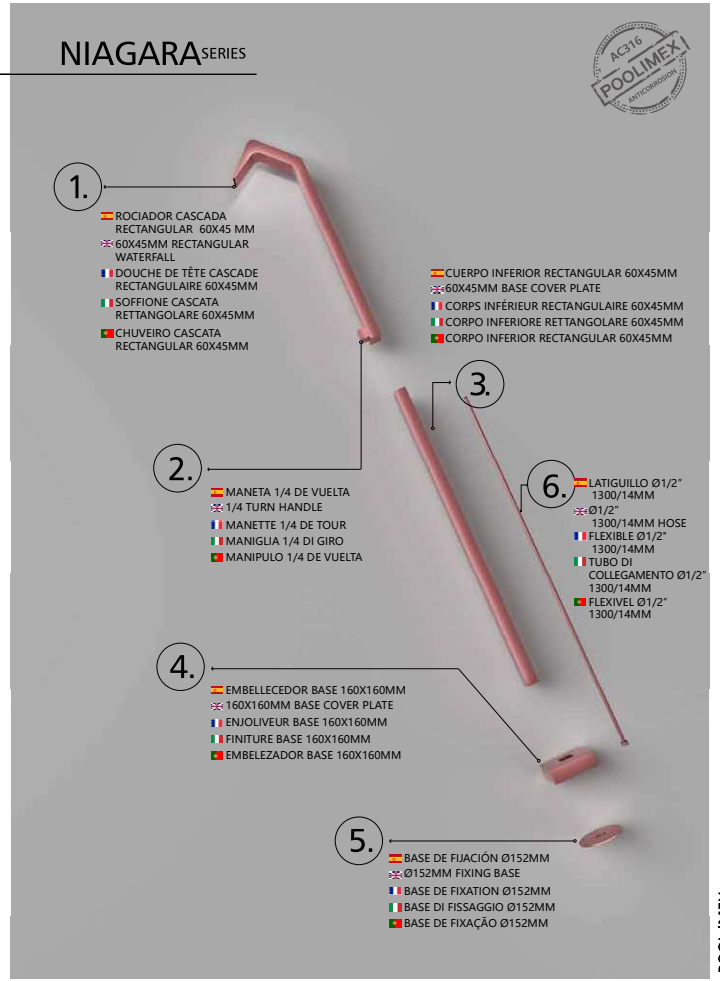


NIAGARA

GPN013/ACL



NIAGARA SERIES



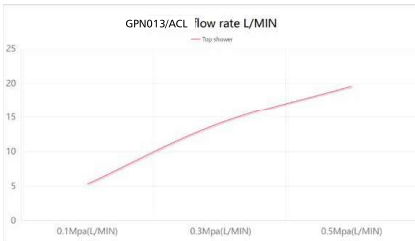

NIAGARA SERIES



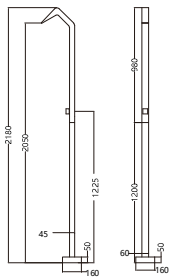
1.
 - ROCIADOR CASCADA RECTANGULAR 60X45 MM
 - 60X45MM RECTANGULAR WATERFALL
 - DOUCHE DE TÊTE CASCADE RECTANGULAIRE 60X45MM
 - SOFFIONE CASCATA RETTANGOLARE 60X45MM
 - CHUVEIRO CASCATA RECTANGULAR 60X45MM
2.
 - MANETA 1/4 DE VUELTA
 - 1/4 TURN HANDLE
 - MANETTE 1/4 DE TOUR
 - MANIGLIA 1/4 DI GIRO
 - MANIPULO 1/4 DE VUELTA
3.
 - CUERPO INFERIOR RECTANGULAR 60X45MM
 - 60X45MM BASE COVER PLATE
 - CORPS INFÉRIEUR RECTANGULAIRE 60X45MM
 - CORPO INFERIORE RETTANGOLARE 60X45MM
 - CORPO INFERIOR RECTANGULAR 60X45MM
4.
 - EMBELECEDOR BASE 160X160MM
 - 160X160MM BASE COVER PLATE
 - ENJOLIVEUR BASE 160X160MM
 - FINITURE BASE 160X160MM
 - EMBELEZADOR BASE 160X160MM
5.
 - BASE DE FIJACIÓN Ø152MM
 - Ø152MM FIXING BASE
 - BASE DE FIXATION Ø152MM
 - BASE DI FISSAGGIO Ø152MM
 - BASE DE FIXAÇÃO Ø152MM
6.
 - LATIGUILLO Ø1/2" 1300/14MM
 - Ø1/2" 1300/14MM HOSE
 - FLEXIBLE Ø1/2" 1300/14MM
 - TUBO DI COLLEGAMENTO Ø1/2" 1300/14MM
 - FLEXIVEL Ø1/2" 1300/14MM

FLOW RATE REF **GPN013/ACL**

TOP SHOWER 0.1MPa(L/MIN)	5.3
TOP SHOWER 0.3MPa(L/MIN)	14.1
TOP SHOWER 0.5MPa(L/MIN)	19.6




PRODUCT SIZE(CM)	126.5*53.7*10.7
WEIGHT(KG)	10.7
GUARANTEE	10 YEARS
MAX.PRESSURE(BAR)	8
MIN.PRESSURE(BAR)	1
OPTIMUM PRESSURE(BAR)	3-4
MAX.TEMPERATURE	55°C
MIN.TEMPERATURE	0°C



COD.: 00718




GPN013/ACL
GRIFERÍA DE PISCINA NIAGARA ACERO
S.316 ROSA CORAL



NIAGARA

GPN013/AMK

NIAGARA SERIES



NIAGARA SERIES



1.

- ROCIADOR CASCADA RECTANGULAR 60X45 MM
- 60X45MM RECTANGULAR WATERFALL
- DOUCHE DE TÊTE CASCADE RECTANGULAIRE 60X45MM
- SOFFIONE CASCATA RETTANGOLARE 60X45MM
- CHUVEIRO CASCATA RECTANGULAR 60X45MM

2.

- MANETA 1/4 DE VUELTA
- 1/4 TURN HANDLE
- MANETTE 1/4 DE TOUR
- MANIGLIA 1/4 DI GIRO
- MANIPULO 1/4 DE VUELTA

4.

- EMBELECEDOR BASE 160X160MM
- 160X160MM BASE COVER PLATE
- ENJOLIVEUR BASE 160X160MM
- FINITURE BASE 160X160MM
- EMBELEZADOR BASE 160X160MM

5.

- BASE DE FIJACIÓN Ø152MM
- Ø152MM FIXING BASE
- BASE DE FIXATION Ø152MM
- BASE DI FISSAGGIO Ø152MM
- BASE DE FIXAÇÃO Ø152MM

3.

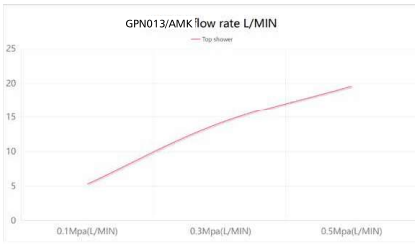

- CUERPO INFERIOR RECTANGULAR 60X45MM
- 60X45MM BASE COVER PLATE
- CORPS INFÉRIEUR RECTANGULAIRE 60X45MM
- CORPO INFERIORE RETTANGOLARE 60X45MM
- CORPO INFERIOR RECTANGULAR 60X45MM

6.

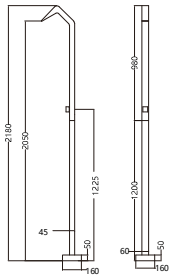
- LATIGUILLO Ø1/2" 1300/14MM
- Ø1/2" 1300/14MM HOSE
- FLEXIBLE Ø1/2" 1300/14MM
- TUBO DI COLLEGAMENTO Ø1/2" 1300/14MM
- FLEXIVEL Ø1/2" 1300/14MM

FLOW RATE REF GPN013/AMK

TOP SHOWER 0.1MPa(L/MIN)	5.3
TOP SHOWER 0.3MPa(L/MIN)	14.1
TOP SHOWER 0.5MPa(L/MIN)	19.6



PRODUCT SIZE(CM)	126.5*53.7*10.7
WEIGHT(KG)	10.7
GUARANTEE	10 YEARS
MAX.PRESSURE(BAR)	8
MIN.PRESSURE(BAR)	1
OPTIMUM PRESSURE(BAR)	3-4
MAX.TEMPERATURE	55°C
MIN.TEMPERATURE	0°C



COD.: 00718



GPN013/AMK
GRIFERÍA DE PISCINA NIAGARA ACERO
S.316 MOKA



NIAGARA

GPN013/AGCB

NIAGARA SERIES



NIAGARA SERIES



1.

- ROCIADOR CASCADE RECTANGULAR 60X45 MM
- 60X45MM RECTANGULAR WATERFALL
- DOUCHE DE TÊTE CASCADE RECTANGULAIRE 60X45MM
- SOFFIONE CASCATI RETTANGOLARE 60X45MM
- CHUVEIRO CASCATI RECTANGULAR 60X45MM

2.

- MANETA 1/4 DE VUELTA
- 1/4 TURN HANDLE
- MANETTE 1/4 DE TOUR
- MANIGLIA 1/4 DI GIRO
- MANIPULO 1/4 DE VUELTA

4.

- EMBELECEDOR BASE 160X160MM
- 160X160MM BASE COVER PLATE
- ENJOLIVEUR BASE 160X160MM
- FINITURE BASE 160X160MM
- EMBELEZADOR BASE 160X160MM

5.

- BASE DE FIJACIÓN Ø152MM
- Ø152MM FIXING BASE
- BASE DE FIXATION Ø152MM
- BASE DI FISSAGGIO Ø152MM
- BASE DE FIXAÇÃO Ø152MM

3.

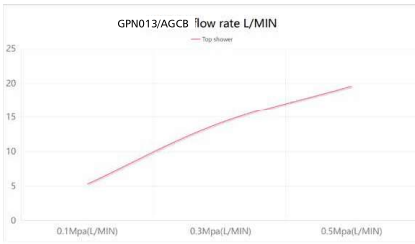
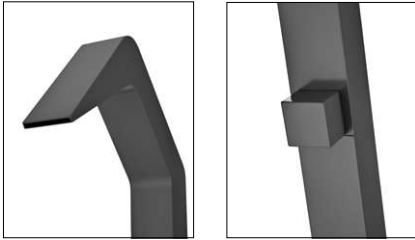
- CUERPO INFERIOR RECTANGULAR 60X45MM
- 60X45MM BASE COVER PLATE
- CORPS INFÉRIEUR RECTANGULAIRE 60X45MM
- CORPO INFERIORE RETTANGOLARE 60X45MM
- CORPO INFERIOR RECTANGULAR 60X45MM

6.

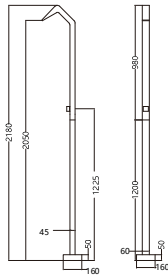
- LATIGUILLO Ø1/2" 1300/14MM
- Ø1/2" 1300/14MM HOSE
- FLEXIBLE Ø1/2" 1300/14MM
- TUBO DI COLLEGAMENTO Ø1/2" 1300/14MM
- FLEXIVEL Ø1/2" 1300/14MM

FLOW RATE REF GPN013/AGCB

TOP SHOWER 0.1MPA(L/MIN)	5.3
TOP SHOWER 0.3MPA(L/MIN)	14.1
TOP SHOWER 0.5MPA(L/MIN)	19.6




PRODUCT SIZE(CM)	126.5*53.7*10.7
WEIGHT(KG)	10.7
GUARANTEE	10 YEARS
MAX.PRESSURE(BAR)	8
MIN.PRESSURE(BAR)	1
OPTIMUM PRESSURE(BAR)	3-4
MAX.TEMPERATURE	55°C
MIN.TEMPERATURE	0°C



COD.: 00718



GPN013/AGCB
GRIFERÍA DE PISCINA NIAGARA ACERO
S.316 GRIS COBALTO



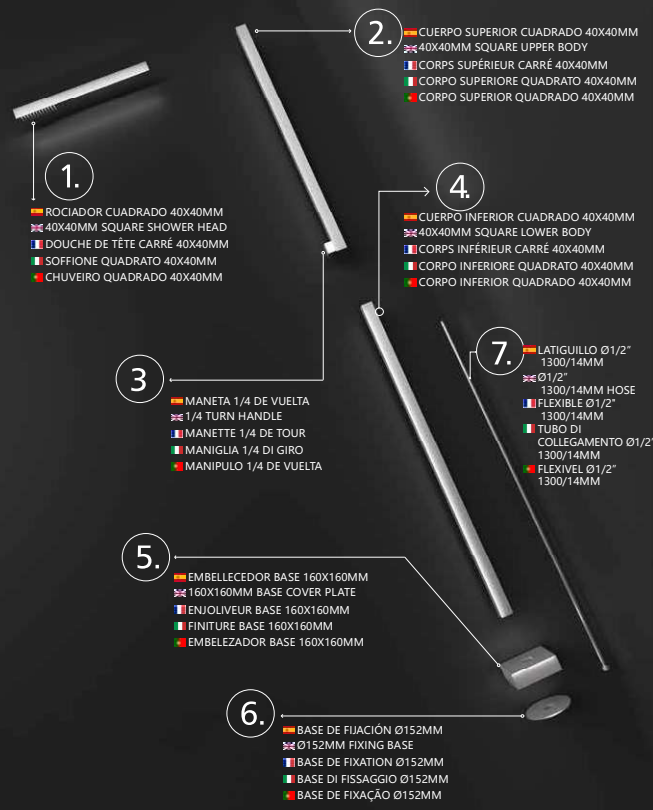
ALABAMA

GPA014/AC

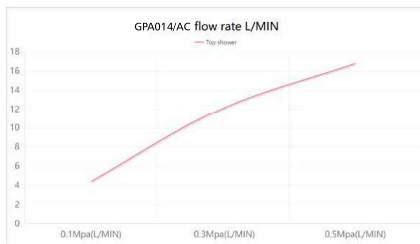
ALABAMA SERIES



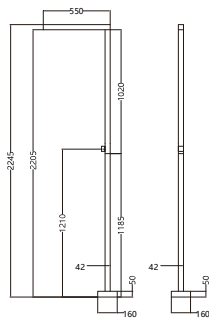
ALABAMA SERIES



FLOW RATE REF	GPA014/AC
TOP SHOWER 0.1MPa(L/MIN)	4.4
TOP SHOWER 0.3MPa(L/MIN)	12.1
TOP SHOWER 0.5MPa(L/MIN)	16.8



PRODUCT SIZE(CM)	126.5*53.7*10.7
WEIGHT(KG)	10.5
GUARANTEE	10 YEARS
MAX.PRESSURE(BAR)	8
MIN.PRESSURE(BAR)	1
OPTIMUM PRESSURE(BAR)	3-4
MAX.TEMPERATURE	55°C
MIN.TEMPERATURE	0°C



COD.: 00415



GPA014/AC
GRIFERÍA DE PISCINA ALABAMA ACERO
S.316



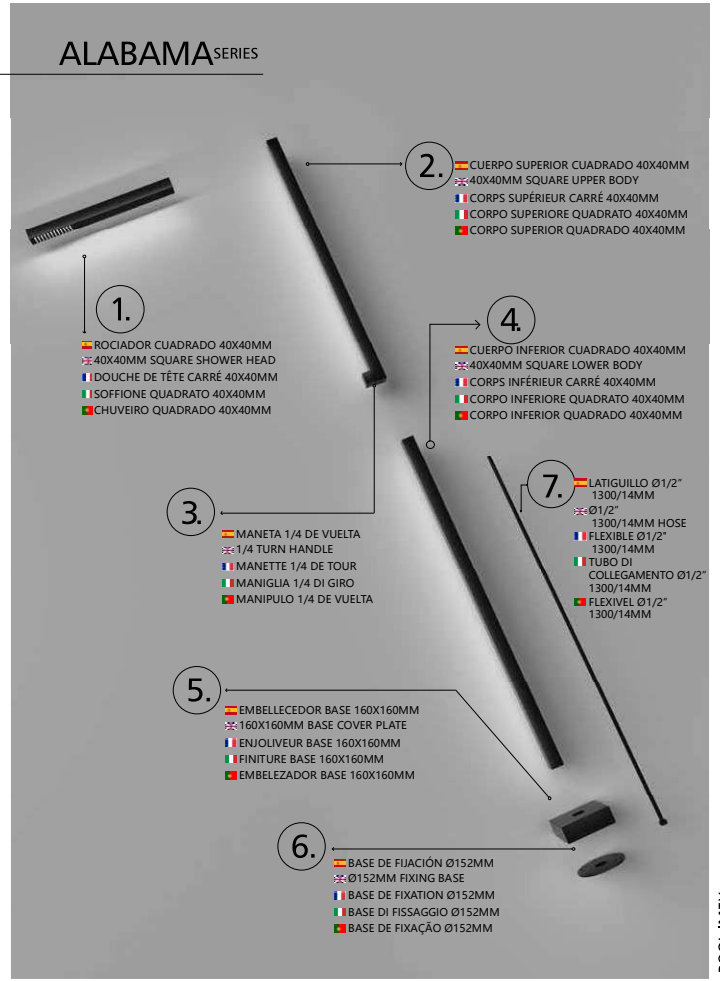
ALABAMA

GPA014/ANG

ALABAMA^{SERIES}

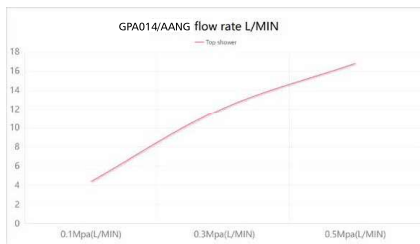



ALABAMA^{SERIES}

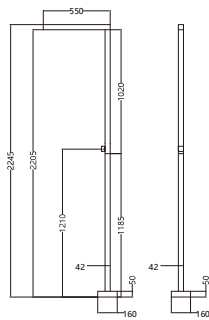


FLOW RATE REF GPA014/ANG

TOP SHOWER 0.1MPA(L/MIN)	4.4
TOP SHOWER 0.3MPA(L/MIN)	12.1
TOP SHOWER 0.5MPA(L/MIN)	16.8



PRODUCT SIZE(CM)	126.5*53.7*10.7
WEIGHT(KG)	10.5
GUARANTEE	10 YEARS
MAX.PRESSURE(BAR)	8
MIN.PRESSURE(BAR)	1
OPTIMUM PRESSURE(BAR)	3-4
MAX.TEMPERATURE	55°C
MIN.TEMPERATURE	0°C



COD.: 00464



GPA014/ANG
GRIFERÍA DE PISCINA ALABAMA ACERO
S.316 NEGRO MATE



SENSE

GPS016/AC

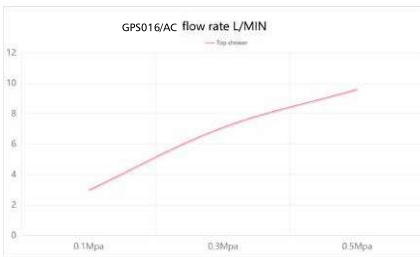



SENSE SERIES

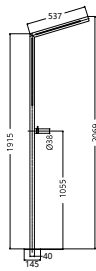


SENSE GPS016/AC

TOP SHOWER 0.1MPA(L/MIN)	2.98
TOP SHOWER 0.3MPA(L/MIN)	7.1
TOP SHOWER 0.5MPA(L/MIN)	9.6




PRODUCT SIZE(CM)	201*21.5*19
WEIGHT(KG)	12.5
GUARANTEE	10 YEARS
MAX.PRESSURE(BAR)	8
MIN.PRESSURE(BAR)	1
OPTIMUM PRESSURE(BAR)	3-4
MAX.TEMPERATURE	55°C
MIN.TEMPERATURE	0°C



COD.: 00558




GPS016/AC
GRIFERÍA DE PISCINA SENSE LED LIGHT
ACERO S.316



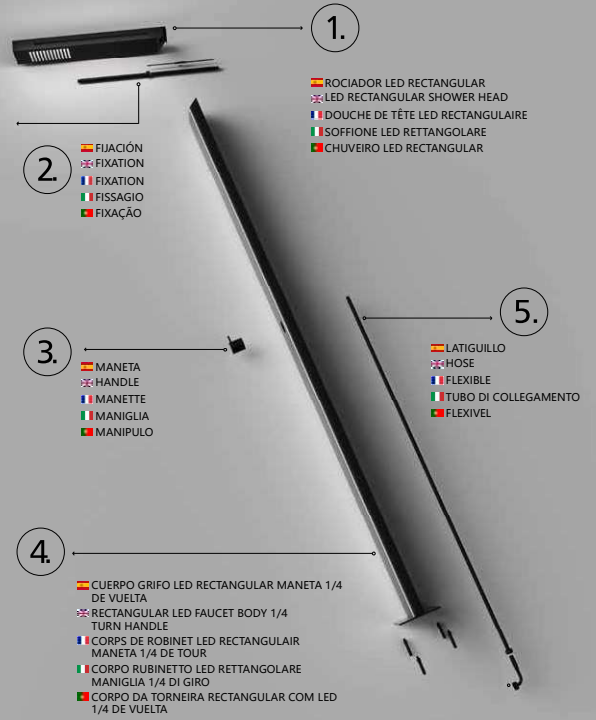
SENSE

GPS016/ANG

SENSE SERIES

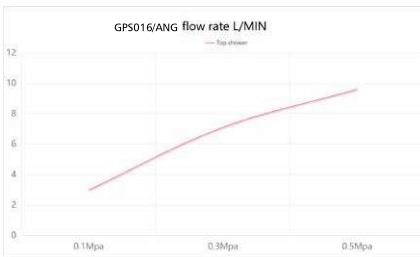


SENSE SERIES

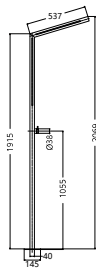


SENSE GPS016/ANG

TOP SHOWER 0.1MPA(L/MIN)	2.98
TOP SHOWER 0.3MPA(L/MIN)	7.1
TOP SHOWER 0.5MPA(L/MIN)	9.6



PRODUCT SIZE(CM)	201*21.5*19
WEIGHT(KG)	12.5
GUARANTEE	10 YEARS
MAX.PRESSURE(BAR)	8
MIN.PRESSURE(BAR)	1
OPTIMUM PRESSURE(BAR)	3-4
MAX.TEMPERATURE	55°C
MIN.TEMPERATURE	0°C



COD.: 00669



GPS016/ANG
GRIFERÍA DE PISCINA SENSE LED LIGHT
ACERO S.316 NEGRO MATE



PHOENIX

GPP015/AC


PHOENIX SERIES



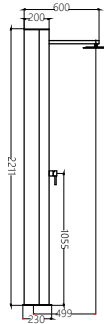
PHOENIX SERIES



FLOW RATE REF	GPP015/AC
TOP SHOWER 0.1MPA(L/MIN)	4.4
TOP SHOWER 0.3MPA(L/MIN)	12.1
TOP SHOWER 0.5MPA(L/MIN)	16.8



PRODUCT SIZE(CM)	230*36*31.5
WEIGHT(KG)	18
GUARANTEE	10 YEARS
MAX.PRESSURE(BAR)	8
MIN.PRESSURE(BAR)	1
OPTIMUM PRESSURE(BAR)	3-4
MAX.TEMPERATURE	55°C
MIN.TEMPERATURE	0°C





COD.: 01025



GPP015/AC

GRIFERÍA DE PISCINA PHOENIX ACERO S.316

-  **IMPORTANT :**
POR FAVOR, VACIE EL TANQUE DE AGUA CUANDO VAYA A ESTAR MUCHO TIEMPO SIN USARLO, CON EL FIN DE PREVENIR BACTERIAS, HONGOS, ETC.
-  **IMPORTANT :**
PLEASE EMPTY THE WATER TANK WHEN YOU ARE NOT GOING TO USE IT FOR A LONG TIME, IN ORDER TO PREVENT BACTERIA, FUNGUS, ETC.
-  **IMPORTANT :**
VEUILLEZ VIDER LE RÉSERVOIR D'EAU LORSQUE VOUS NE L'UTILISEZ PAS PENDANT UNE LONGUE PÉRIODE, AFIN D'ÉVITER LES BACTÉRIES, LES CHAMPIGNONS, ETC.
-  **IMPORANTE :**
ESVAZIAR O RESERVATÓRIO DE ÁGUA QUANDO NÃO O UTILIZAR DURANTE UM LONGO PERÍODO DE TEMPO, PARA EVITAR BACTÉRIAS, FUNGOS, ETC.
-  **IMPORANTE:**
SVUOTARE IL SERBATOIO DELL'ACQUA QUANDO NON SI UTILIZZA PER LUNGO TEMPO, PER EVITARE BATTERI, FUNGHI, ECC.



PHOENIX

GPP015/AAO


PHOENIX SERIES



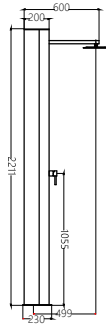
PHOENIX SERIES



FLOW RATE REF	GPP015/AAO
TOP SHOWER 0.1MPA(L/MIN)	4.4
TOP SHOWER 0.3MPA(L/MIN)	12.1
TOP SHOWER 0.5MPA(L/MIN)	16.8



PRODUCT SIZE(CM)	230*36*31.5
WEIGHT(KG)	18
GUARANTEE	10 YEARS
MAX.PRESSURE(BAR)	8
MIN.PRESSURE(BAR)	1
OPTIMUM PRESSURE(BAR)	3-4
MAX.TEMPERATURE	55°C
MIN.TEMPERATURE	0°C



-  **IMPORTANTE :**
POR FAVOR, VACIE EL TANQUE DE AGUA CUANDO VAYA A ESTAR MUCHO TIEMPO SIN USARLO, CON EL FIN DE PREVENIR BACTERIAS, HONGOS, ETC.
-  **IMPORTANT :**
PLEASE EMPTY THE WATER TANK WHEN YOU ARE NOT GOING TO USE IT FOR A LONG TIME, IN ORDER TO PREVENT BACTERIA, FUNGUS, ETC.
-  **IMPORTANT :**
VEUILLEZ VIDER LE RÉSERVOIR D'EAU LORSQUE VOUS NE L'UTILISEZ PAS PENDANT UNE LONGUE PÉRIODE, AFIN D'ÉVITER LES BACTÉRIES, LES CHAMPIGNONS, ETC.
-  **IMPORTANTE :**
ESVAZIAR O RESERVATÓRIO DE ÁGUA QUANDO NÃO O UTILIZAR DURANTE UM LONGO PERÍODO DE TEMPO, PARA EVITAR BACTÉRIAS, FUNGOS, ETC.
-  **IMPORTANTE:**
SVUOTARE IL SERBATOIO DELL'ACQUA QUANDO NON SI UTILIZZA PER LUNGO TEMPO, PER EVITARE BATTERI, FUNGHI, ECC.



GPP015/AAO
GRIFERÍA DE PISCINA PHOENIX ACERO
S.316 AZUL OCEANO

COD. : 00902



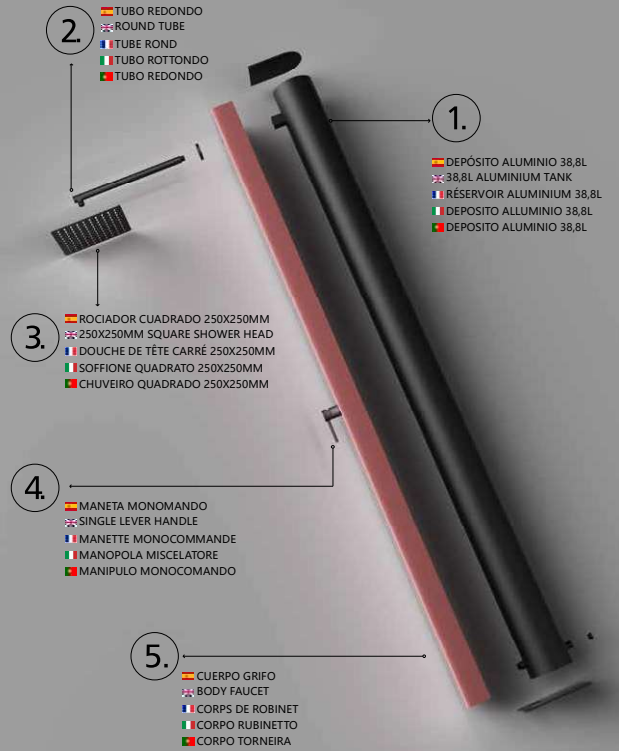
PHOENIX

GPP015/ACL

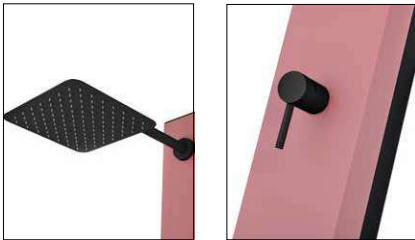
PHOENIX SERIES



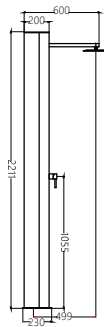
PHOENIX SERIES



FLOW RATE REF	GPP015/ACL
TOP SHOWER 0.1MPA(L/MIN)	4.4
TOP SHOWER 0.3MPA(L/MIN)	12.1
TOP SHOWER 0.5MPA(L/MIN)	16.8







PRODUCT SIZE(CM)	230*36*31.5
WEIGHT(KG)	18
GUARANTEE	10 YEARS
MAX.PRESSURE(BAR)	8
MIN.PRESSURE(BAR)	1
OPTIMUM PRESSURE(BAR)	3-4
MAX.TEMPERATURE	55°C
MIN.TEMPERATURE	0°C



COD.: 00902



GPP015/ACL
GRIFERÍA DE PISCINA PHOENIX ACERO
S.316 ROSA CORAL


-  **IMPORTANTE :**
POR FAVOR, VACIE EL TANQUE DE AGUA CUANDO VAYA A ESTAR MUCHO TIEMPO SIN USARLO, CON EL FIN DE PREVENIR BACTERIAS, HONGOS, ETC.
-  **IMPORTANT :**
PLEASE EMPTY THE WATER TANK WHEN YOU ARE NOT GOING TO USE IT FOR A LONG TIME, IN ORDER TO PREVENT BACTERIA, FUNGUS, ETC.
-  **IMPORTANT :**
VEUILLEZ VIDER LE RÉSERVOIR D'EAU LORSQUE VOUS NE L'UTILISEZ PAS PENDANT UNE LONGUE PÉRIODE, AFIN D'ÉVITER LES BACTÉRIES, LES CHAMPIGNONS, ETC.
-  **IMPORTANTE :**
ESVAZIAR O RESERVATÓRIO DE ÁGUA QUANDO NÃO O UTILIZAR DURANTE UM LONGO PERÍODO DE TEMPO, PARA EVITAR BACTÉRIAS, FUNGOS, ETC.
-  **IMPORTANTE:**
SVUOTARE IL SERBATOIO DELL'ACQUA QUANDO NON SI UTILIZZA PER LUNGO TEMPO, PER EVITARE BATTERI, FUNGHI, ECC.



PHOENIX

GPP015/AMK


PHOENIX SERIES



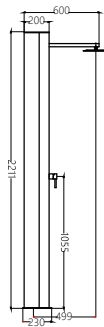
PHOENIX SERIES




FLOW RATE REF	GPP015/AMK
TOP SHOWER 0.1MPA(L/MIN)	4.4
TOP SHOWER 0.3MPA(L/MIN)	12.1
TOP SHOWER 0.5MPA(L/MIN)	16.8



PRODUCT SIZE(CM)	230*36*31.5
WEIGHT(KG)	18
GUARANTEE	10 YEARS
MAX.PRESSURE(BAR)	8
MIN.PRESSURE(BAR)	1
OPTIMUM PRESSURE(BAR)	3-4
MAX.TEMPERATURE	55°C
MIN.TEMPERATURE	0°C



-  **IMPORTANTE :**
POR FAVOR, VACIE EL TANQUE DE AGUA CUANDO VAYA A ESTAR MUCHO TIEMPO SIN USARLO, CON EL FIN DE PREVENIR BACTERIAS, HONGOS, ETC.
-  **IMPORTANT :**
PLEASE EMPTY THE WATER TANK WHEN YOU ARE NOT GOING TO USE IT FOR A LONG TIME, IN ORDER TO PREVENT BACTERIA, FUNGUS, ETC.
-  **IMPORTANT :**
VEUILLEZ VIDER LE RÉSERVOIR D'EAU LORSQUE VOUS NE L'UTILISEZ PAS PENDANT UNE LONGUE PÉRIODE, AFIN D'ÉVITER LES BACTÉRIES, LES CHAMPIGNONS, ETC.
-  **IMPORTANTE :**
ESVAZIAR O RESERVATÓRIO DE ÁGUA QUANDO NÃO O UTILIZAR DURANTE UM LONGO PERÍODO DE TEMPO, PARA EVITAR BACTÉRIAS, FUNGOS, ETC.
-  **IMPORTANTE:**
SVUOTARE IL SERBATOIO DELL'ACQUA QUANDO NON SI UTILIZZA PER LUNGO TEMPO, PER EVITARE BATTERI, FUNGHI, ECC.



GPP015/AMK

GRIFERÍA DE PISCINA PHOENIX ACERO S.316 MOKA

COD.: 00902



PHOENIX

GPP015/AGCB


PHOENIX SERIES



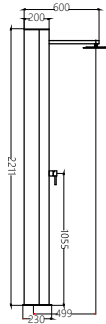
PHOENIX SERIES



FLOW RATE REF	GPP015/AGCB
TOP SHOWER 0.1MPA(L/MIN)	4.4
TOP SHOWER 0.3MPA(L/MIN)	12.1
TOP SHOWER 0.5MPA(L/MIN)	16.8



PRODUCT SIZE(CM)	230*36*31.5
WEIGHT(KG)	18
GUARANTEE	10 YEARS
MAX.PRESSURE(BAR)	8
MIN.PRESSURE(BAR)	1
OPTIMUM PRESSURE(BAR)	3-4
MAX.TEMPERATURE	55°C
MIN.TEMPERATURE	0°C




-  **IMPORTANTE :**
POR FAVOR, VACIE EL TANQUE DE AGUA CUANDO VAYA A ESTAR MUCHO TIEMPO SIN USARLO, CON EL FIN DE PREVENIR BACTERIAS, HONGOS, ETC.
-  **IMPORTANT :**
PLEASE EMPTY THE WATER TANK WHEN YOU ARE NOT GOING TO USE IT FOR A LONG TIME, IN ORDER TO PREVENT BACTERIA, FUNGUS, ETC.
-  **IMPORTANT :**
VEUILLEZ VIDER LE RÉSERVOIR D'EAU LORSQUE VOUS NE L'UTILISEZ PAS PENDANT UNE LONGUE PÉRIODE, AFIN D'ÉVITER LES BACTÉRIES, LES CHAMPIGNONS, ETC.
-  **IMPORTANTE :**
ESVAZIAR O RESERVATÓRIO DE ÁGUA QUANDO NÃO O UTILIZAR DURANTE UM LONGO PERÍODO DE TEMPO, PARA EVITAR BACTÉRIAS, FUNGOS, ETC.
-  **IMPORTANTE:**
SVUOTARE IL SERBATOIO DELL'ACQUA QUANDO NON SI UTILIZZA PER LUNGO TEMPO, PER EVITARE BATTERI, FUNGHI, ECC.



GPP015/AGCB
GRIFERÍA DE PISCINA PHOENIX ACERO
S.316 GRIS COBALTO


COD. : 00902



NIAGARA






CPN001/AC


NIAGARA SERIES



NIAGARA SERIES



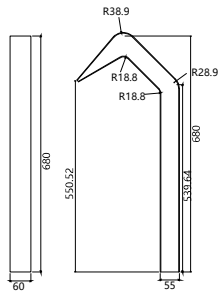
-  CUERPO DE CASCADA 60X55MM
-  60X55MM WATERFALL BODY
-  CORPS DE CASCADE 60X55MM
-  CORPO CASCATA 60X55MM
-  CORPO DA CASCATA 60X55MM





- GOMA DE PROTECCIÓN INCLUIDA - INSTALACIÓN OPCIONAL
- RUBBER PROTECTION INCLUDED - OPTIONAL INSTALLATION
- GOMME DE PROTECTION INCLUSE - INSTALLATION OPTIONNELLE
- GUARNIZIONI DI PROTEZIONE INCLUSA - INSTALLAZIONE OPZIONALE
- BORRACHA DE PROTECÇÃO INCLuíDA - INSTALAÇÃO OPCIONAL

PRODUCT SIZE(CM)	72.5*32.5*9
WEIGHT(KG)	3.7
GUARANTEE	10 YEARS
MAX.PRESSURE(BAR)	8
MIN.PRESSURE(BAR)	1
OPTIMUM PRESSURE(BAR)	3-4
MAX.TEMPERATURE	55°C
MIN.TEMPERATURE	0°C



COD.: 00308




CPN001/AC
 CASCADA DE PISCINA 6CM NIAGARA
 ACERO S.316



NIAGARA

CPN001/ANG


NIAGARA SERIES









NIAGARA SERIES




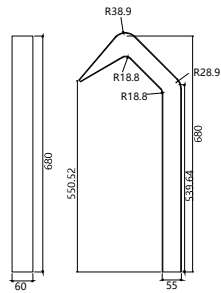
- CUERPO DE CASCADA 60X55MM
- 60X55MM WATERFALL BODY
- CORPS DE CASCADE 60X55MM
- CORPO CASCATA 60X55MM
- CORPO DA CASCATA 60X55MM





-  GOMA DE PROTECCIÓN INCLUIDA - INSTALACIÓN OPCIONAL
-  RUBBER PROTECTION INCLUDED - OPTIONAL INSTALLATION
-  GOMME DE PROTECTION INCLUSE - INSTALLATION OPTIONNELLE
-  GUARNIZIONI DI PROTEZIONE INCLUSA - INSTALLAZIONE OPZIONALE
-  BORRACHA DE PROTECÇÃO INCLuíDA - INSTALAÇÃO OPCIONAL


PRODUCT SIZE(CM)	72.5*32.5*9
WEIGHT(KG)	3.7
GUARANTEE	10 YEARS
MAX.PRESSURE(BAR)	8
MIN.PRESSURE(BAR)	1
OPTIMUM PRESSURE(BAR)	3-4
MAX.TEMPERATURE	55°C
MIN.TEMPERATURE	0°C



COD.: 00328



CPN001/ANG
 CASCADA DE PISCINA 6CM NIAGARA
 ACERO S.316 NEGRO MATE



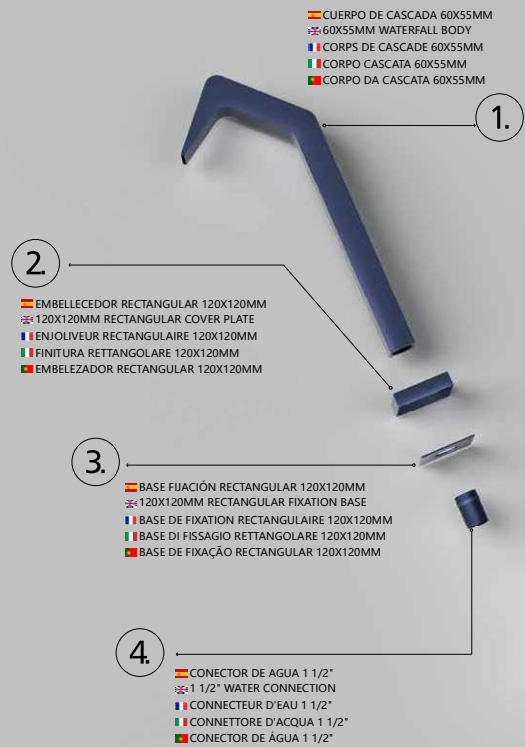
NIAGARA


CPN001/AAO

NIAGARA SERIES



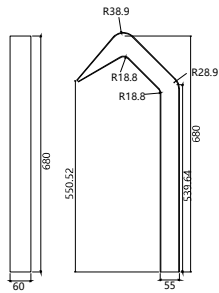
NIAGARA SERIES





- GOMA DE PROTECCIÓN INCLUIDA - INSTALACIÓN OPCIONAL
- RUBBER PROTECTION INCLUDED - OPTIONAL INSTALLATION
- GOMME DE PROTECTION INCLUSE - INSTALLATION OPTIONNELLE
- GUARNIZIONI DI PROTEZIONE INCLUSA - INSTALLAZIONE OPZIONALE
- BORRACHA DE PROTECÇÃO INCLuíDA - INSTALAÇÃO OPCIONAL


PRODUCT SIZE(CM)	72.5*32.5*9
WEIGHT(KG)	3.7
GUARANTEE	10 YEARS
MAX.PRESSURE(BAR)	8
MIN.PRESSURE(BAR)	1
OPTIMUM PRESSURE(BAR)	3-4
MAX.TEMPERATURE	55°C
MIN.TEMPERATURE	0°C



COD.: 00328



CPN001/AAO
 CASCADA DE PISCINA 6CM NIAGARA
 ACERO S.316 AZUL OCEANO








NIAGARA

CPN001/ACL








NIAGARA SERIES








-  CUERPO DE CASCADA 60X55MM
-  60X55MM WATERFALL BODY
-  CORPS DE CASCADE 60X55MM
-  CORPO CASCATA 60X55MM
-  CORPO DA CASCATA 60X55MM

1.






2.


-  EMBELLECEDOR RECTANGULAR 120X120MM
-  120X120MM RECTANGULAR COVER PLATE
-  ENJOLIVEUR RECTANGULAIRE 120X120MM
-  FINITURA RETTANGOLARE 120X120MM
-  EMBELEZADOR RECTANGULAR 120X120MM

3.

-  BASE FIJACIÓN RECTANGULAR 120X120MM
-  120X120MM RECTANGULAR FIXATION BASE
-  BASE DE FIXATION RECTANGULAIRE 120X120MM
-  BASE DI FISSAGIO RETTANGOLARE 120X120MM
-  BASE DE FIXAÇÃO RECTANGULAR 120X120MM

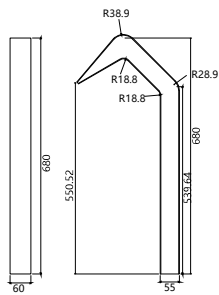
4.

-  CONECTOR DE AGUA 1 1/2"
-  1 1/2" WATER CONNECTION
-  CONNECTEUR D'EAU 1 1/2"
-  CONNETTORE D'ACQUA 1 1/2"
-  CONECTOR DE ÁGUA 1 1/2"



- GOMA DE PROTECCIÓN INCLUIDA - INSTALACIÓN OPCIONAL
- RUBBER PROTECTION INCLUDED - OPTIONAL INSTALLATION
- GOMME DE PROTECTION INCLUSE - INSTALLATION OPTIONNELLE
- GUARNIZIONI DI PROTEZIONE INCLUSA - INSTALLAZIONE OPZIONALE
- BORRACHA DE PROTECÇÃO INCLuíDA - INSTALAÇÃO OPCIONAL

PRODUCT SIZE(CM)	72.5*32.5*9
WEIGHT(KG)	3.7
GUARANTEE	10 YEARS
MAX.PRESSURE(BAR)	8
MIN.PRESSURE(BAR)	1
OPTIMUM PRESSURE(BAR)	3-4
MAX.TEMPERATURE	55°C
MIN.TEMPERATURE	0°C



COD.: 00328



CPN001/ACL
 CASCADA DE PISCINA 6CM NIAGARA
 ACERO S.316 ROSA CORAL



NIAGARA






CPN001/AMK

NIAGARA SERIES








NIAGARA SERIES








-  CUERPO DE CASCADA 60X55MM
-  60X55MM WATERFALL BODY
-  CORPS DE CASCADE 60X55MM
-  CORPO CASCATA 60X55MM
-  CORPO DA CASCATA 60X55MM

1.






2.


-  EMBELLECEDOR RECTANGULAR 120X120MM
-  120X120MM RECTANGULAR COVER PLATE
-  ENJOLIVEUR RECTANGULAIRE 120X120MM
-  FINITURA RETTANGOLARE 120X120MM
-  EMBELEZADOR RECTANGULAR 120X120MM

3.

-  BASE FIJACIÓN RECTANGULAR 120X120MM
-  120X120MM RECTANGULAR FIXATION BASE
-  BASE DE FIXATION RECTANGULAIRE 120X120MM
-  BASE DI FISSAGIO RETTANGOLARE 120X120MM
-  BASE DE FIXAÇÃO RECTANGULAR 120X120MM

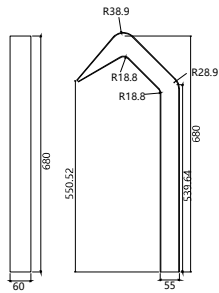
4.

-  CONECTOR DE AGUA 1 1/2"
-  1 1/2" WATER CONNECTION
-  CONNECTEUR D'EAU 1 1/2"
-  CONNETTORE D'ACQUA 1 1/2"
-  CONECTOR DE ÁGUA 1 1/2"



- GOMA DE PROTECCIÓN INCLUIDA - INSTALACIÓN OPCIONAL
- RUBBER PROTECTION INCLUDED - OPTIONAL INSTALLATION
- GOMME DE PROTECTION INCLUSE - INSTALLATION OPTIONNELLE
- GUARNIZIONI DI PROTEZIONE INCLUSA - INSTALLAZIONE OPZIONALE
- BORRACHA DE PROTECÇÃO INCLuíDA - INSTALAÇÃO OPCIONAL


PRODUCT SIZE(CM)	72.5*32.5*9
WEIGHT(KG)	3.7
GUARANTEE	10 YEARS
MAX.PRESSURE(BAR)	8
MIN.PRESSURE(BAR)	1
OPTIMUM PRESSURE(BAR)	3-4
MAX.TEMPERATURE	55°C
MIN.TEMPERATURE	0°C



COD.: 00328



CPN001/AMK
 CASCADA DE PISCINA 6CM NIAGARA
 ACERO S.316 MOKA



NIAGARA





CPN001/AGCB


NIAGARA SERIES

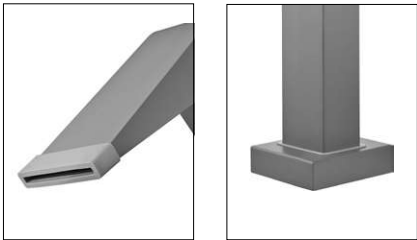







NIAGARA SERIES



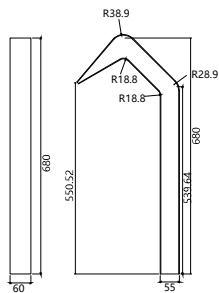
-  CUERPO DE CASCADA 60X55MM
-  60X55MM WATERFALL BODY
-  CORPS DE CASCADE 60X55MM
-  CORPO CASCATA 60X55MM





-  GOMA DE PROTECCIÓN INCLUIDA - INSTALACIÓN OPCIONAL
-  RUBBER PROTECTION INCLUDED - OPTIONAL INSTALLATION
-  GOMME DE PROTECTION INCLUSE - INSTALLATION OPTIONNELLE
-  GUARNIZIONI DI PROTEZIONE INCLUSA - INSTALLAZIONE OPZIONALE
-  BORRACHA DE PROTECÇÃO INCLuíDA - INSTALAÇÃO OPCIONAL

PRODUCT SIZE(CM)	72.5*32.5*9
WEIGHT(KG)	3.7
GUARANTEE	10 YEARS
MAX.PRESSURE(BAR)	8
MIN.PRESSURE(BAR)	1
OPTIMUM PRESSURE(BAR)	3-4
MAX.TEMPERATURE	55°C
MIN.TEMPERATURE	0°C



COD.: 00328




CPN001/AGCB
 CASCADA DE PISCINA 6CM NIAGARA
 ACERO S.316 GRIS COBALTO



NIAGARA

CPN002/AC

NIAGARA SERIES








NIAGARA SERIES



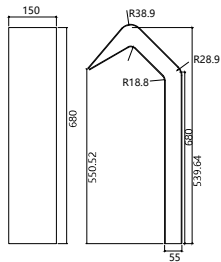
- CUERPO DE CASCADA 150X55MM
- 150X55MM WATERFALL BODY
- CORPS DE CASCADE 150X55MM
- CORPO CASCATA 150X55MM
- CORPO DA CASCATA 150X55MM





-  GOMA DE PROTECCIÓN INCLUIDA - INSTALACIÓN OPCIONAL
-  RUBBER PROTECTION INCLUDED - OPTIONAL INSTALLATION
-  GOMME DE PROTECTION INCLUSE - INSTALLATION OPTIONNELLE
-  GUARNIZIONI DI PROTEZIONE INCLUSA - INSTALLAZIONE OPZIONALE
-  BORRACHA DE PROTECÇÃO INCLUÍDA - INSTALAÇÃO OPCIONAL

PRODUCT SIZE(CM)	72.5*32.5*18
WEIGHT(KG)	6.2
GUARANTEE	10 YEARS
MAX.PRESSURE(BAR)	8
MIN.PRESSURE(BAR)	1
OPTIMUM PRESSURE(BAR)	3-4
MAX.TEMPERATURE	55°C
MIN.TEMPERATURE	0°C



COD.: 00484




CPN002/AC
 CASCADA DE PISCINA 15CM NIAGARA
 ACERO S.316



NIAGARA

CPN002/ANG


NIAGARA SERIES



NIAGARA SERIES

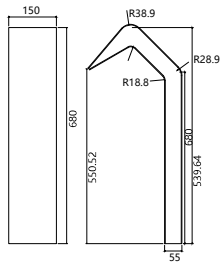


-  CUERPO DE CASCADA 150X55MM
 -  150X55MM WATERFALL BODY
 -  CORPS DE CASCADE 150X55MM
 -  CORPO CASCATA 150X55MM
 -  CORPO DA CASCATA 150X55MM
1. 
 2. 
 -  EMBELLECEDOR RECTANGULAR 180X120MM
 -  180X120MM RECTANGULAR COVER PLATE
 -  ENJOLIVEUR RECTANGULAIRE 180X120MM
 -  FINITURA RETTANGOLARE 180X120MM
 -  EMBELEZADOR RECTANGULAR 180X120MM
 3. 
 -  BASE FIJACIÓN RECTANGULAR 150X115MM
 -  150X115MM RECTANGULAR FIXATION BASE
 -  BASE DE FIXATION RECTANGULAIRE 150X115MM
 -  BASE DI FISSAGIO RETTANGOLARE 150X115MM
 -  BASE DE FIXAÇÃO RECTANGULAR 150X115MM
 4. 
 -  CONECTOR DE AGUA 1 1/2"
 -  1 1/2" WATER CONNECTION
 -  CONNECTEUR D'EAU 1 1/2"
 -  CONNETTORE D'ACQUA 1 1/2"
 -  CONECTOR DE AGUA 1 1/2"



- GOMA DE PROTECCIÓN INCLUIDA - INSTALACIÓN OPCIONAL
- RUBBER PROTECTION INCLUDED - OPTIONAL INSTALLATION
- GOMME DE PROTECTION INCLUSE - INSTALLATION OPTIONNELLE
- GUARNIZIONI DI PROTEZIONE INCLUSA - INSTALLAZIONE OPZIONALE
- BORRACHA DE PROTECÇÃO INCLuíDA - INSTALAÇÃO OPCIONAL

PRODUCT SIZE(CM)	72.5*32.5*18
WEIGHT(KG)	6.2
GUARANTEE	10 YEARS
MAX.PRESSURE(BAR)	8
MIN.PRESSURE(BAR)	1
OPTIMUM PRESSURE(BAR)	3-4
MAX.TEMPERATURE	55°C
MIN.TEMPERATURE	0°C



COD.: 00550



CPN002/ANG
 CASCADA DE PISCINA 15CM NIAGARA
 ACERO S.316 NEGRO MATE



NIAGARA

CPN002/AAO

NIAGARA SERIES



NIAGARA SERIES

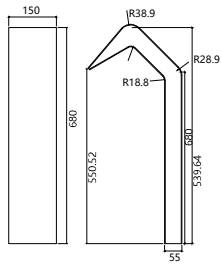


1.
 - CUERPO DE CASCADA 150X55MM
 - 150X55MM WATERFALL BODY
 - CORPS DE CASCADE 150X55MM
 - CORPO CASCATA 150X55MM
 - CORPO DA CASCATA 150X55MM
2.
 - EMBELECEDOR RECTANGULAR 180X120MM
 - 180X120MM RECTANGULAR COVER PLATE
 - ENJOLIVEUR RECTANGULAIRE 180X120MM
 - FINITURA RETTANGOLARE 180X120MM
 - EMBELEZADOR RECTANGULAR 180X120MM
3.
 - BASE FIJACIÓN RECTANGULAR 150X115MM
 - 150X115MM RECTANGULAR FIXATION BASE
 - BASE DE FIXATION RECTANGULAIRE 150X115MM
 - BASE DI FISSAGIO RETTANGOLARE 150X115MM
 - BASE DE FIXAÇÃO RECTANGULAR 150X115MM
4.
 - CONECTOR DE AGUA 1 1/2"
 - 1 1/2" WATER CONNECTION
 - CONNECTEUR D'EAU 1 1/2"
 - CONNETTORE D'ACQUA 1 1/2"
 - CONECTOR DE AGUA 1 1/2"



- GOMA DE PROTECCIÓN INCLUIDA - INSTALACIÓN OPCIONAL
- RUBBER PROTECTION INCLUDED - OPTIONAL INSTALLATION
- GOMME DE PROTECTION INCLUSE - INSTALLATION OPTIONNELLE
- GUARNIZIONI DI PROTEZIONE INCLUSA - INSTALLAZIONE OPZIONALE
- BORRACHA DE PROTECÇÃO INCLuíDA - INSTALAÇÃO OPCIONAL


PRODUCT SIZE(CM)	72.5*32.5*18
WEIGHT(KG)	6.2
GUARANTEE	10 YEARS
MAX.PRESSURE(BAR)	8
MIN.PRESSURE(BAR)	1
OPTIMUM PRESSURE(BAR)	3-4
MAX.TEMPERATURE	55°C
MIN.TEMPERATURE	0°C



COD.: 00550




CPN002/AAO
 CASCADA DE PISCINA 15CM NIAGARA
 ACERO S.316 AZUL OCEANO



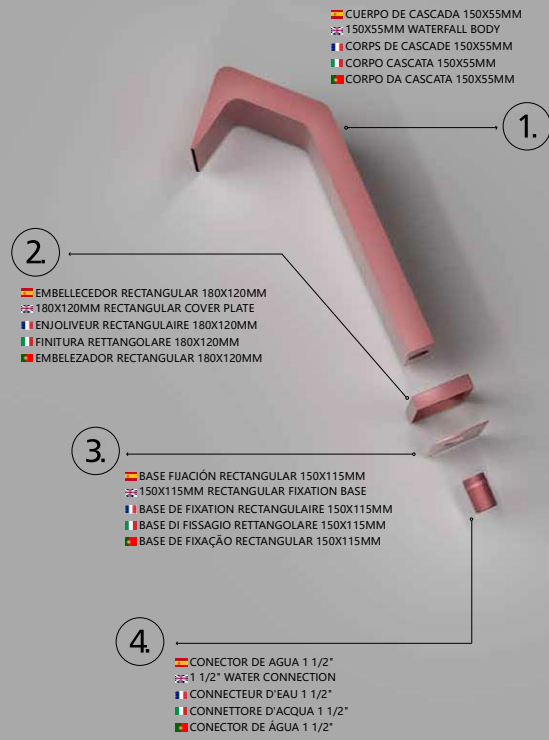
NIAGARA


CPN002/ACL

NIAGARA SERIES



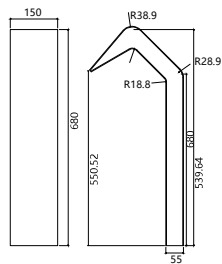
NIAGARA SERIES





- GOMA DE PROTECCIÓN INCLUIDA - INSTALACIÓN OPCIONAL
- RUBBER PROTECTION INCLUDED - OPTIONAL INSTALLATION
- GOMME DE PROTECTION INCLUSE - INSTALLATION OPTIONNELLE
- GUARNIZIONI DI PROTEZIONE INCLUSA - INSTALLAZIONE OPZIONALE
- BORRACHA DE PROTECÇÃO INCLuíDA - INSTALAÇÃO OPCIONAL


PRODUCT SIZE(CM)	72.5*32.5*18
WEIGHT(KG)	6.2
GUARANTEE	10 YEARS
MAX.PRESSURE(BAR)	8
MIN.PRESSURE(BAR)	1
OPTIMUM PRESSURE(BAR)	3-4
MAX.TEMPERATURE	55°C
MIN.TEMPERATURE	0°C



COD.: 00550



CPN002/ACL
 CASCADA DE PISCINA 15CM NIAGARA
 ACERO S.316 ROSA CORAL



NIAGARA

CPN002/AMK













NIAGARA SERIES









-  CUERPO DE CASCADA 150X55MM
-  150X55MM WATERFALL BODY
-  CORPS DE CASCADE 150X55MM
-  CORPO CASCATA 150X55MM
-  CORPO DA CASCATA 150X55MM

1.

-  EMBELLECEDOR RECTANGULAR 180X120MM
-  180X120MM RECTANGULAR COVER PLATE
-  ENJOLIVEUR RECTANGULAIRE 180X120MM
-  FINITURA RETTANGOLARE 180X120MM
-  EMBELEZADOR RECTANGULAR 180X120MM

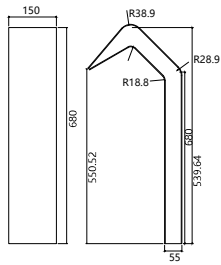
-  BASE FIJACIÓN RECTANGULAR 150X115MM
-  150X115MM RECTANGULAR FIXATION BASE
-  BASE DE FIXATION RECTANGULAIRE 150X115MM
-  BASE DI FISSAGIO RETTANGOLARE 150X115MM
-  BASE DE FIXAÇÃO RECTANGULAR 150X115MM

-  CONECTOR DE AGUA 1 1/2"
-  1 1/2" WATER CONNECTION
-  CONNECTEUR D'EAU 1 1/2"
-  CONNETTORE D'ACQUA 1 1/2"
-  CONECTOR DE ÁGUA 1 1/2"



- GOMA DE PROTECCIÓN INCLUIDA - INSTALACIÓN OPCIONAL
- RUBBER PROTECTION INCLUDED - OPTIONAL INSTALLATION
- GOMME DE PROTECTION INCLUSE - INSTALLATION OPTIONNELLE
- GUARNIZIONI DI PROTEZIONE INCLUSA - INSTALLAZIONE OPZIONALE
- BORRACHA DE PROTECÇÃO INCLUÍDA - INSTALAÇÃO OPCIONAL

PRODUCT SIZE(CM)	72.5*32.5*18
WEIGHT(KG)	6.2
GUARANTEE	10 YEARS
MAX.PRESSURE(BAR)	8
MIN.PRESSURE(BAR)	1
OPTIMUM PRESSURE(BAR)	3-4
MAX.TEMPERATURE	55°C
MIN.TEMPERATURE	0°C



COD.: 00550




CPN002/AMK
 CASCADA DE PISCINA 15CM NIAGARA
 ACERO S.316 MOKA



NIAGARA






CPN002/AGCB

NIAGARA SERIES








NIAGARA SERIES








-  CUERPO DE CASCADA 150X55MM
-  150X55MM WATERFALL BODY
-  CORPS DE CASCADE 150X55MM
-  CORPO CASCATA 150X55MM
-  CORPO DA CASCATA 150X55MM






2.


-  EMBELLECEDOR RECTANGULAR 180X120MM
-  180X120MM RECTANGULAR COVER PLATE
-  ENJOLIVEUR RECTANGULAIRE 180X120MM
-  FINITURA RETTANGOLARE 180X120MM
-  EMBELEZADOR RECTANGULAR 180X120MM

3.

-  BASE FIJACIÓN RECTANGULAR 150X115MM
-  150X115MM RECTANGULAR FIXATION BASE
-  BASE DE FIXATION RECTANGULAIRE 150X115MM
-  BASE DI FISSAGIO RETTANGOLARE 150X115MM
-  BASE DE FIXAÇÃO RECTANGULAR 150X115MM

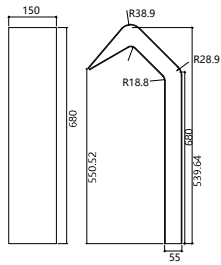
4.

-  CONECTOR DE AGUA 1 1/2"
-  1 1/2" WATER CONNECTION
-  CONNECTEUR D'EAU 1 1/2"
-  CONNETTORE D'ACQUA 1 1/2"
-  CONECTOR DE ÁGUA 1 1/2"



- GOMA DE PROTECCIÓN INCLUIDA - INSTALACIÓN OPCIONAL
- RUBBER PROTECTION INCLUDED - OPTIONAL INSTALLATION
- GOMME DE PROTECTION INCLUSE - INSTALLATION OPTIONNELLE
- GUARNIZIONI DI PROTEZIONE INCLUSA - INSTALLAZIONE OPZIONALE
- BORRACHA DE PROTECÇÃO INCLuíDA - INSTALAÇÃO OPCIONAL

PRODUCT SIZE(CM)	72.5*32.5*18
WEIGHT(KG)	6.2
GUARANTEE	10 YEARS
MAX.PRESSURE(BAR)	8
MIN.PRESSURE(BAR)	1
OPTIMUM PRESSURE(BAR)	3-4
MAX.TEMPERATURE	55°C
MIN.TEMPERATURE	0°C



COD.: 00550



CPN002/AGCB
 CASCADA DE PISCINA 15CM NIAGARA
 ACERO S.316 GRIS COBALTO



IGUAZU





CPI003/AC

IGUAZU SERIES



IGUAZU SERIES








-  CUERPO DE CASCADA 200X110MM
-  200X110MM WATERFALL BODY
-  CORPS DE CASCADE 200X110MM
-  CORPO CASCATA 200X110MM






1.








2.

-  EMBELLECEDOR RECTANGULAR 230X200MM
-  230X200MM RECTANGULAR COVER PLATE
-  ENJOLIVEUR RECTANGULAIRE 230X200MM
-  FINITURA RETTANGOLARE 230X200MM
-  EMBELEZADOR RECTANGULAR 230X200MM






3.

-  BASE FIJACIÓN RECTANGULAR 230X200MM
-  230X200MM RECTANGULAR FIXATION BASE
-  BASE DE FIXATION RECTANGULAIRE 230X200MM
-  BASE DI FISSAGIO RETTANGOLARE 230X200MM
-  BASE DE FIXAÇÃO RECTANGULAR 230X200MM

4.

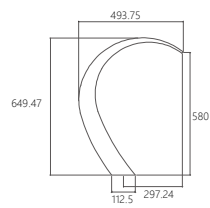
-  CONECTOR DE AGUA 1 1/2"
-  1 1/2" WATER CONNECTION
-  CONNECTEUR D'EAU 1 1/2"
-  CONNETTORE D'ACQUA 1 1/2"
-  CONECTOR DE ÁGUA 1 1/2"



-  GOMA DE PROTECCIÓN INCLUIDA - INSTALACIÓN OPCIONAL
-  RUBBER PROTECTION INCLUDED - OPTIONAL INSTALLATION
-  GOMME DE PROTECTION INCLUSE - INSTALLATION OPTIONNELLE
-  GUARNIZIONIDI PROTEZIONE INCLUSA - INSTALLAZIONE OPZIONALE
-  BORRACHA DE PROTECCÃO INCLUÍDA - INSTALAÇÃO OPCIONAL




PRODUCT SIZE(CM)	72*45*23
WEIGHT(KG)	10
GUARANTEE	10 YEARS
MAX.PRESSURE(BAR)	8
MIN.PRESSURE(BAR)	1
OPTIMUM PRESSURE(BAR)	3-4
MAX.TEMPERATURE	55°C
MIN.TEMPERATURE	0°C



COD.: 00492



CPI003/AC
 CASCADA DE PISCINA 20CM IGUAZU
 ACERO S.316



IGUAZU

CPI003/ANG


IGUAZU SERIES









IGUAZU SERIES



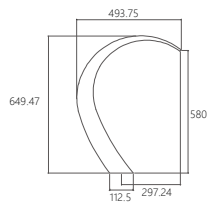
-  CUERPO DE CASCADA 200X110MM
-  200X110MM WATERFALL BODY
-  CORPS DE CASCADE 200X110MM
-  CORPO CASCATA 200X110MM
-  CORPO DA CASCATA 200X110MM





-  GOMA DE PROTECCIÓN INCLUIDA - INSTALACIÓN OPCIONAL
-  RUBBER PROTECTION INCLUDED - OPTIONAL INSTALLATION
-  GOMME DE PROTECTION INCLUSE - INSTALLATION OPTIONNELLE
-  GUARNIZIONI DI PROTEZIONE INCLUSA - INSTALLAZIONE OPZIONALE
-  BORRACHA DE PROTEÇÃO INCLuíDA - INSTALAÇÃO OPCIONAL

PRODUCT SIZE(CM)	72*45*23
WEIGHT(KG)	10
GUARANTEE	10 YEARS
MAX.PRESSURE(BAR)	8
MIN.PRESSURE(BAR)	1
OPTIMUM PRESSURE(BAR)	3-4
MAX.TEMPERATURE	55°C
MIN.TEMPERATURE	0°C



COD.: 00579



CPI003/ANG
 CASCADA DE PISCINA 20CM IGUAZU
 NEGRO MATE


POOLIMEX

SINGLE-COOL / SINGLE- FUNCTION INSTALLATION STEPS



APPLICABLE MODELS:

GPA002, GPC004, GPN009, GPO006, GPO011, GPP001, GPT005, GPU010, GPN013, GPA014 ,GPS016




POOLIMEX

SINGLE-COOL / DUAL FUNCTION INSTALLATION STEPS



APPLICABLE MODELS:


GPD003,GPM007



HOT & COLD / DUAL FUNCTION INSTALLATION STEPS



APPLICABLE MODELS:
GPF008,GPK012



PACKAGING



POOLIMEX

CONDICIONES GENERALES DE VENTA GENERAL CONDITIONS OF SALE CONDITIONS GÉNÉRALES DE VENTE CONDIÇÕES GERAIS DE VENDA CONDIZIONI GENERALI I VENDITA



ENTREGAS

Revise la mercancía a la recepción de la misma. No se aceptará ninguna reclamación sobre mercancía no revisada en el momento de su recepción. El transportista indicará tal efecto en el albarán de entrega.

DEVOLUCIONES

En caso de devolución defina claramente el motivo de la misma. IMEX aceptará toda devolución que cumpla las siguientes premisas:
-El material deberá tener algún defecto de fabricación.
-El embalaje deberá estar en perfecto estado de no ser así se le aplicará un recargo de un 10% en factura en concepto de recepción, revisión y manipulación.

FORMA DE PAGO

Se emitirá recibo a través de entidad bancaria.
Ciro máximo 30 días fecha factura. Cualquier impago que se produzca conllevará el pago de la factura más todos los gastos bancarios ocasionados y retención de todos los pedidos hasta el pago del mismo.

TRIBUNALES

En caso de litigio ambas partes se someterán a los tribunales de Picassent (VALENCIA).

PORTES

Para los pedidos a entregar en la península que no superen los 80€ de base imponible, se cargarán 6,50 € en concepto de portes. Para otros destinos consultar con fábrica o comercial.



DELIVERIES

Check the products at reception. The carrier shall enter any possible anomaly in the delivery order. No claim against us shall be receivable in the above mentioned points shall not have been observed.

SALES RETURNS

In case of a return specify clearly the reason. IMEX will accept any return that complies with the following requirements:
-The product shall be in perfect conditions.
-The original packaging shall be in perfect conditions. If not, a 10% surcharge shall be applied in the invoice by the concept of reception, review and manipulation.

PAYMENT FORM

The receipt will be issued through a banking entity. Bank draft within a maximum of 30 days invoice date. Collection maximum 30 days invoice date, essential domiciled bank draft. Any unpaid will result the payment of the invoice and any banking costs incurred and the extension of all purchase orders until the payment of the pendant balance.

LAW COURTS

In case of litigation both parties will submit to the jurisdiction of the Court of Picassent, Valencia.



RÉCEPTION

Vérifiez la marchandise à sa réception. Aucune réclamation ne sera acceptée si celle n'est pas faite au moment de la livraison. En cas d'incident, le transporteur devra l'indiquer sur le bon de livraison.

RETOUR

En cas de retour de marchandise, merci d'indiquer clairement la raison. IMEX acceptera la marchandise en retour dans les cas suivants:
-Matériel avec défaut de fabrication.
-Emballage doit être en parfait état. Si ce n'est pas le cas, un surplus de 10% sera facturé en concept de réception, révision et manipulation.

CONDITIONS DE PAIEMENT

-CR émise par banque.
-Délai maximum 30 jours après la date de la facture.
-En cas de non-paiement d'une facture arrivée à échéance, le client assumera les frais bancaires occasionnés et la gestion des commandes sera bloquée.

LOI APPLICABLE

En cas de litige, les deux parties seront soumises au tribunal de Picassent (Valencia).



ENTREGAS

Verifique a mercadoria no momento da sua receção. Não serão aceites reclamações relativas a mercadorias não verificadas no momento da entrega. A empresa de transportes indicará tal situação na guia de transporte.

DEVOLUÇÕES

Em caso de devolução, descreva com clareza o motivo da mesma.
A Imex ou o seu representante apenas aceitarão aquelas devoluções que preenham os seguintes requisitos:
-O material deverá apresentar algum tipo de defeito de fabrico.
-A embalagem deverá estar em perfeitas condições, caso assim não seja será aplicada uma penalização de 10% do valor dessa mercadoria como despesas de receção, revisão e manuseamento.

FORMA DE PAGAMENTO

Transferência bancária ou cheque a 30 dias. Qualquer atraso que se produza terá como consequência a interrupção do serviço bem como o débito das custas bancárias e outras despesas relacionadas.

TRIBUNAIS

Em caso de litigio, ambas as partes submeter-se-ão aos tribunais de Picassent. (Espanha) caso tenha sido o fabricante a faturar ou aos tribunais de Vila do Conde caso tenha sido o distribuidor a faturar.

TRANSPORTE

Seio cobrados 7€ de portes nos pedidos que não tenham valor superior a 200€.

POOLIMEX



CONSEGNE

Controllare la merce alla ricezione della stessa. Non si accetteranno reclami per merce che non sia stata verificata al momento della ricezione. Il corriere indicherà tal effetto sulla bolla di consegna.

DEVOLUZIONE

In caso di restituzione, definire chiaramente il motivo. IMEX accetterà qualsiasi reso che soddisfi le seguenti premesse:
-Il materiale deve presentare qualche difetto di fabbricazione.
-L'imballo deve essere in perfette condizioni. In caso contrario verrà applicata in fattura una maggiorazione del 10% per ricezione, controllo e manipolazione.

MÉTODO DI PAGAMENTO/PAGAMENTO

Venga riscossa una ricevuta bancaria. Pagamento entro 30 giorni dalla data della fattura. L'eventuale inadempienza comporterà il pagamento della fattura maggiorata di tutte le spese bancarie sostenute e il trattamento di tutti gli ordini fino al debito pagamento.

TRIBUNALI

In caso di controversia, entrambe le parti si sottoporranno ai tribunali di Picassent (VALENCIA).

SPESE DI SPEDIZIONE

Per ordini di un valore minore di 100 euro, verranno addebitati 30 euro di spese di spedizione. Per ordini del valore fra i 100 e i 550 euro, verrà aggiunto un 8% sul totale, mentre per ordini di un valore maggiore di 550 euro, la spedizione sarà gratuita.

ACTUALIZACIÓN Y MANTENIMIENTO DE LAS COLECCIONES UPDATE AND COLLECTIONS MAINTENANCE MISE À JOUR ET ENTRETIEN DES COLLECTIONS ACTUALIZAÇÃO E MANUTENÇÃO DAS COLEÇÕES AGGIORNAMENTO E MANUTENZIONE DELLE COLLEZIONI



CAMBIOS EN EL MODELAJE

En ciertas ocasiones, algunos de los artículos suministrados por IMEX PRODUCTS, S.L., pueden presentar cambios, no sustanciales, en algunos de sus componentes en relación a las fotografías publicadas en catálogo actual.
IMEX PRODUCTS, S.L. se reserva el derecho de efectuar dichos cambios en su modelaje siempre en aras de una mejora tanto del diseño y funcionalidad del producto, como de sus condiciones de venta.



MOLDING CHANGES

Some of the articles supplied by IMEX PRODUCTS, S.L., may have non-substantial modifications of some of their components compared to the photographs published in the catalogue.
IMEX PRODUCTS, S.L. reserves the right to make such changes in order to improve the design and functionality of the product, as well as its sales conditions.



CHANGEMENT DES MODÈLES

Certains des articles fournis par IMEX PRODUCTS, S.L., peuvent présenter des modifications, non substantielles, de certains de leurs composants par rapport aux photographies publiées dans le catalogue.
IMEX PRODUCTS, S.L. se réserve le droit d'apporter de telles modifications afin d'améliorer le design et la fonctionnalité du produit, ainsi que ses conditions de vente.



ALTERAÇÕES NA MODELAÇÃO

Em ocasiões, alguns dos produtos fornecidos pela IMEX PRODUCTS, S.L., podem apresentar alterações em algumas das suas peças em relação às imagens do catálogo atual.
IMEX PRODUCTS, S.L. reserva-se o direito de realizar ditas alterações nos seus modelos sendo sempre em busca de melhorias tanto na imagem como na funcionalidade do produto, além das condições de venda.



CAMBIAMENTI NELLA MODELLATURA

In determinate occasioni, alcuni degli articoli forniti da IMEX PRODUCTS, S.L., può presentare modifiche non sostanziali in alcuni suoi componenti rispetto alle fotografie pubblicate nel presente catalogo.
IMEX PRODUCTS, S.L. si riserva il diritto di apportare tali modifiche ai propri modelli sempre al fine di migliorare sia il design e la funzionalità del prodotto, sia le sue condizioni di vendita.

CONSEJOS DE LIMPIEZA Y MANTENIMIENTO CLEANING AND MAINTENANCE TIPS CONSEILS DE NETTOYAGE ET D'ENTRETIEN CONSELHOS DE LIMPEZA E MANUTENÇÃO CONSIGLI PER LA PULIZIA E LA MANUTENZIONE



En Imex Products aconsejamos que para realizar la limpieza de nuestra grifería, en acabados negro mate o blanco mate, se utilicen productos no abrasivos y con un PH neutro, evitando, de este modo, dañar las piezas. Siguiendo las indicaciones o recomendaciones del fabricante del producto, aconsejamos la utilización de bayeta de microfibras en el proceso de limpieza, finalizando con el secado de las piezas. De esta forma conseguiremos alargar la vida de la grifería.



Imex Products recommends using non-abrasive cleaning products with a neutral PH, which will not damage our products, to clean our taps in matt black or matt white finishes. Following the product manufacturer indications, it is highly recommended to use a microfibre cloth along to dry the product. In this way we will extend the tap's life.



Imex Products conseille de nettoyer les robinets en finition noir mat ou blanc mat en utilisant des produits non abrasifs au pH neutre pour ne pas les endommager. Suivant les indications du fabricant, il est fortement recommandé d'utiliser un chiffon en microfibre et de cette façon nous pourrions allonger la vie du robinet.



Na Imex Products aconselhamos para realizar a limpeza dos nossos produtos, em cores preto mate ou branco mate, que se utilizem produtos não corrosivos e com um PH neutro, evitando assim, danificar os produtos. Seguindo as recomendações do fabricante, aconselhamos utilizar pano de microfibra no processo de limpeza e finalizar com a secagem dos produtos para assim alargar a vida dos mesmos.



Non di Imex Products consigliamo di utilizzare prodotti non abrasivi a PH neutro per la pulizia dei nostri rubinetti, nelle finiture nero opaco o bianco opaco, evita così di danneggiare i pezzi. Seguendo le istruzioni del produttore, consigliamo di utilizzare un panno in microfibra nel processo di pulizia, terminando con l'asciugatura dei pezzi. In questo modo riusciremo ad allungare la vita del rubinetto.

POOLIMEX

OUTDOOR EQUIPMENTS

IMEX
PRODUCTS
IMEX PRODUCTS, S.L.

Pol. Ind. Picassent
C/ 6 Parcela 11
46220 Picassent (Valencia) - Spain

Tlfs. de contacto:
T: +34 96 065 12 74
T: +34 96 156 63 87
T: +34 63 040 29 47

www.imexproducts.es

Mails:
(Pedidos) imex@imexproducts.es
(Consultas) consultas@imexproducts.es
(Servicio técnico) sat@imexproducts.es
(Contabilidad) contabilidad@imexproducts.es
(Exportación) export@imexproducts.es